

CITY OF CHILLIWACK - MUN. DEV. BLDG PERMITS - MONTH-END REPORT -- NEIGHBOURHOODS						
	November 2019			2019 Year-to-Date		
	Permits	Units	Value	Permits	Units	Value
Chilliwack Mountain	3	2	245,070	26	51	9,049,136
Chilliwack Proper	23	17	4,873,460	236	307	88,108,126
East Chilliwack - Southside	0	0	0	12	2	5,317,720
Eastern Hillside	9	11	2,885,506	81	92	21,134,645
Greendale - Cattermole - Yarrow	9	0	1,289,612	118	21	28,117,652
Promontory	3	3	393,362	40	44	8,515,105
Rosedale - East Chilliwack Northside	8	1	1,483,680	94	12	15,931,984
Ryder Lake	2	1	245,526	20	9	4,125,862
Sardis - Vedder	10	9	911,965	196	193	52,222,604
Village West	3	0	2,300,500	20	0	5,715,798
TOTALS	70	44	14,628,681	843	731	238,238,632

BUILDING PERMITS - NOVEMBER 2019

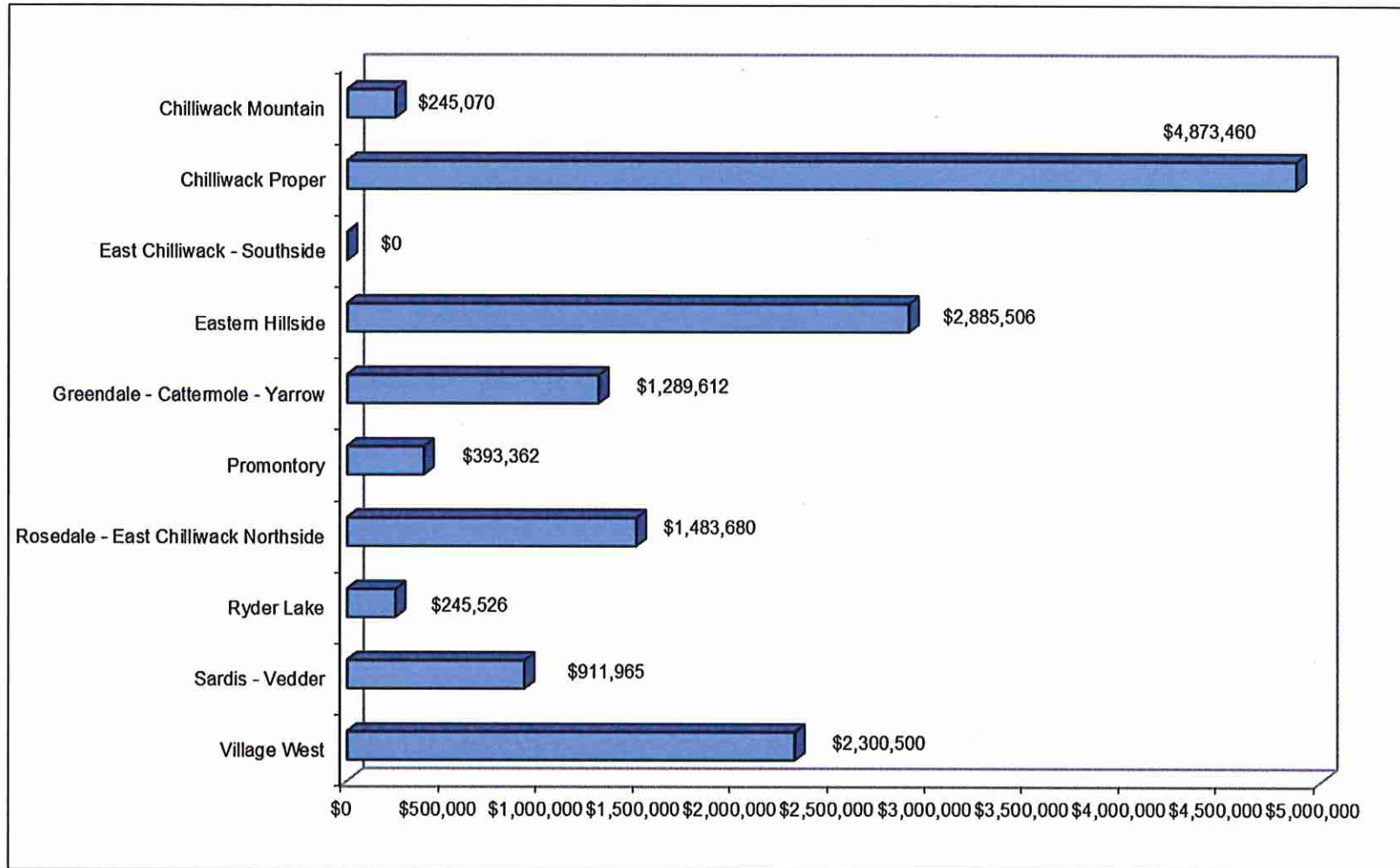
	NOVEMBER 2019			2019 YEAR-TO-DATE			NOVEMBER 2018			2018 YEAR TO-DATE		
RESIDENTIAL	PERMITS	UNITS	VALUE	PERMITS	UNITS	VALUE	PERMITS	UNITS	VALUE	PERMITS	UNITS	VALUE
New single family (fee simple)	11	12	3,684,106	131	158	47,421,661	12	16	4,754,585	196	211	63,621,778
New single family (strata)	7	8	1,758,432	67	81	19,186,927	8	8	2,255,000	81	82	22,826,741
First Nations Lease	0	0	0	0	0	0	0	0	0	0	0	0
New 2 family duplex (fee simple)	0	0	0	5	10	1,870,000	2	4	640,000	5	10	1,940,000
New 2 family duplex (strata)	0	0	0	6	12	2,691,400	0	0	0	0	0	0
New townhouses	2	13	1,794,520	19	78	12,342,334	6	19	2,500,000	28	121	17,317,130
New apartments	0	0	0	6	326	55,800,000	1	46	7,000,000	6	317	55,300,000
Mobile / manufactured homes	1	1	236,000	7	7	836,760	0	0	0	3	6	1,101,975
Secondary suites, TADs, etc.	5	5	238,000	42	42	1,683,000	6	6	606,160	42	42	2,968,930
Miscellaneous residential	17	5	1,175,718	218	17	12,991,926	13	1	696,400	209	16	14,456,044
TOTAL RESIDENTIAL	43	44	8,886,776	501	731	154,824,008	48	100	18,452,145	570	805	179,532,598
COMMERCIAL	PERMITS	M2	VALUE	PERMITS	M2	VALUE	PERMITS	M2	VALUE	PERMITS	M2	VALUE
New commercial buildings	0	0	0	6	5,127	15,202,000	2	617	1,750,000	13	12,121	29,470,720
Misc. commercial (additions, improvements, etc.)	2	0	300,500	50	4,460	21,434,347	5	0	501,400	55	447	8,212,160
Commercial Signs	4	0	81,405	45	0	821,589	2	0	7,270	35	0	605,593
TOTAL COMMERCIAL	6	0	381,905	101	9,587	37,457,936	9	617	2,258,670	103	12,568	38,288,473
INDUSTRIAL	PERMITS	M2	VALUE	PERMITS	M2	VALUE	PERMITS	M2	VALUE	PERMITS	M2	VALUE
New industrial buildings	2	2,578	3,130,000	7	13,561	11,855,000	0	0	0	4	8,461	8,040,000
Misc. industrial (additions, improvements, etc.)	0	0	0	5	350	260,000	0	0	0	11	7,074	8,902,500
TOTAL INDUSTRIAL	2	2,578	3,130,000	12	13,911	12,115,000	0	0	0	15	15,535	16,942,500
INSTITUTIONAL	PERMITS	M2	VALUE	PERMITS	M2	VALUE	PERMITS	M2	VALUE	PERMITS	M2	VALUE
New institutional buildings	0	0	0	2	1,514	3,842,322	0	0	0	2	236	395,375
Misc. institutional (additions, improvements, etc.)	1	0	200,000	3	0	530,000	0	0	0	4	201	1,683,000
TOTAL INSTITUTIONAL	1	0	200,000	5	1,514	4,372,322	0	0	0	6	437	2,078,375
AGRICULTURAL	PERMITS	M2	VALUE	PERMITS	M2	VALUE	PERMITS	M2	VALUE	PERMITS	M2	VALUE
New agricultural buildings	5	3,990	1,730,000	55	48,668	15,085,878	4	1,506	188,000	36	70,860	15,625,794
Misc. agricultural (additions, etc.)	1	357	300,000	21	17,101	14,383,480	2	1,013	450,000	23	97,530	8,315,000
TOTAL AGRICULTURAL	6	4,347	2,030,000	76	65,769	29,469,358	6	2,519	638,000	59	168,390	23,940,794
OTHER	PERMITS	Yr-to-date	2018 PRMT	2018 Yr-to-Date								
Demolition	9	89	3	112								
Service Permits	3	59	3	51								
					BUILDING INSPECTIONS							
					NOVEMBER 2019							
					1,028							
					2019 YEAR-TO-DATE:							
					11,336							
					NOVEMBER 2018							
					978							
					2018 YEAR-TO-DATE							
					12,233							
MONTH-END TOTALS												
NOVEMBER 2019			2019 YEAR-TO-DATE			NOVEMBER 2018			2018 YEAR TO-DATE			
PERMITS	UNITS	VALUE	PERMITS	UNITS	VALUE	PERMITS	UNITS	VALUE	PERMITS	UNITS	VALUE	
70	44	14,628,681	843	731	238,238,624	69	100	21,348,815	916	805	260,782,740	

BUILDING PERMITS REPORT
NOVEMBER 2019

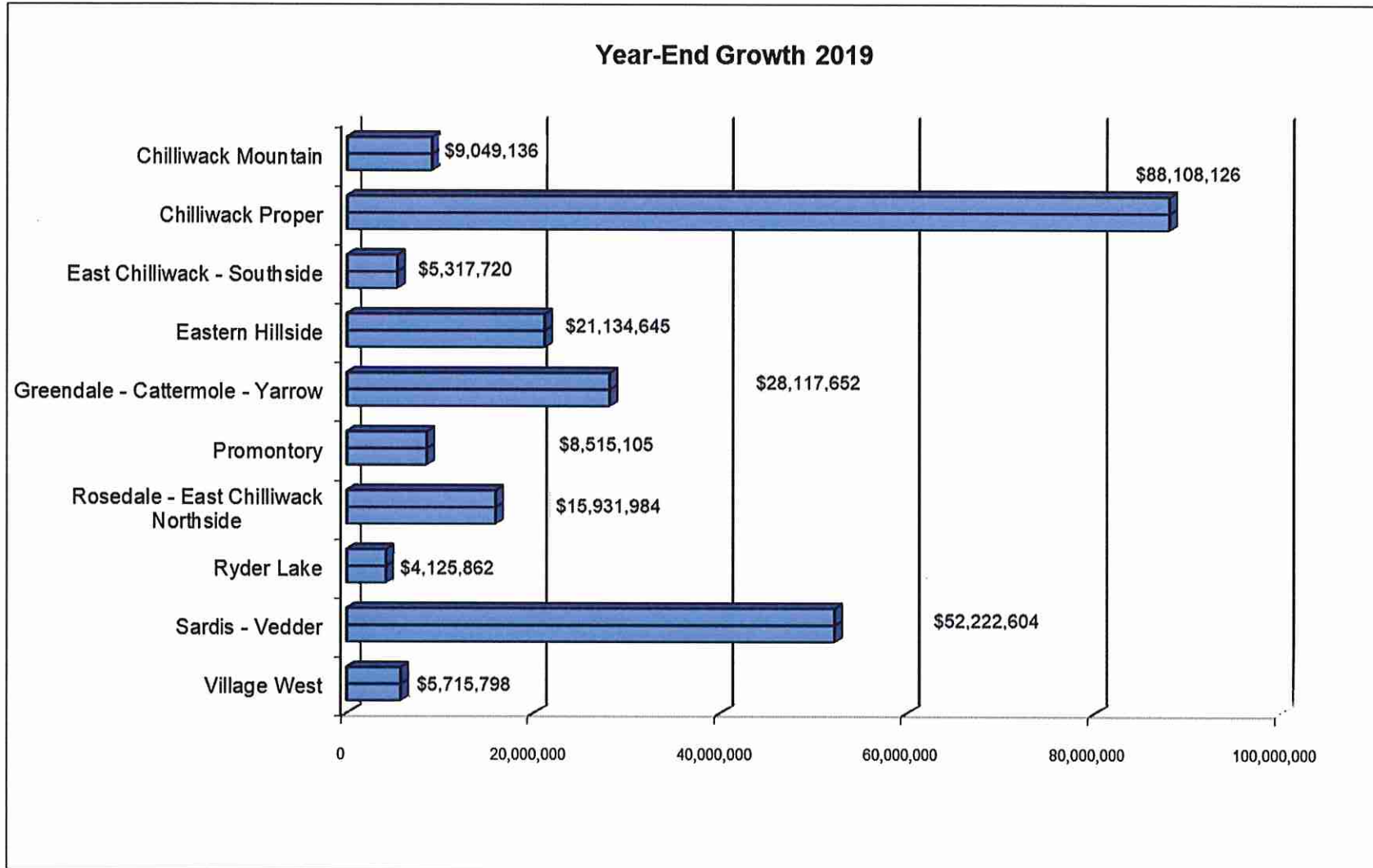
<u>PERMITS</u>	<u>TYPE</u>	<u>UNITS</u>	<u>VALUE</u>
18	Single Family Dwellings	20	\$5,442,538
0	First Nations Lease	0	\$0
0	New Two-Family Dwellings	0	\$0
0	New Multi-Family Dwellings	0	\$0
6	Mobile Homes, TADs, etc.	6	\$474,000
2	Area 1 - 7140 Maitland - Twnhs - \$494,520	13	\$1,794,520
	Area 1 - 45608 Bernard - Twnhs - \$1300,000		
17	Miscellaneous Residential Permits	5	\$1,175,718
		<u>Area (M²)</u>	
0	New Commercial Permits	0	\$0
6	Miscellaneous Commercial Permits	0	\$381,905
	Area 1 - 43995 Progress - TI Office - Kerkhoff Const. \$300,000		
2	New Industrial Permits	2,578	\$3,130,000
	Area 1 - 45953 Rowat - IndstriBldg Stone's Speed Shop - \$1,130,000		
	Area 1 - 8540 Aitken - Indstrl Bldg - Mtn Pacific Mech - \$2,000,000		
0	Misc. Industrial Permits	0	\$0
0	New Institutional Permits	0	\$0
1	Miscellaneous Institutional Permits	0	\$200,000
	Area 3 - 5579 Tyson - UFV Culinary Kitchen - \$200,000		
6	Agricultural Permits	4,347	\$2,030,000
	Area 2 - 10950 Standeven - Addition to Dary Barn - \$300,000		
	Area 2 - 4105 Stewart - Poultry Barn - \$600,000		
	Area 2 - 7410 Lickman - Poultry Barn - \$400,000		
	Area 4 - 8905 Upper Prairie - Poultry Barn - \$420,000		
	Area 2 - 6181 Hopedale - Agri Storage Bldg - \$250,000		
9	Demolition Permits	N/A	
3	Service Permits	N/A	
0	Premium Permits	0 Hrs.	
	TOTAL PERMITS ISSUED	70	
	TOTAL NUMBER DWELLING UNITS	44	
	TOTAL AREA (M²) (NON-RESIDENTIAL)	6,925	
	TOTAL VALUE OF CONSTRUCTION	14,628,681	

City of Chilliwack – Month-End Building Permit Issuance Report November 2019

November 2019

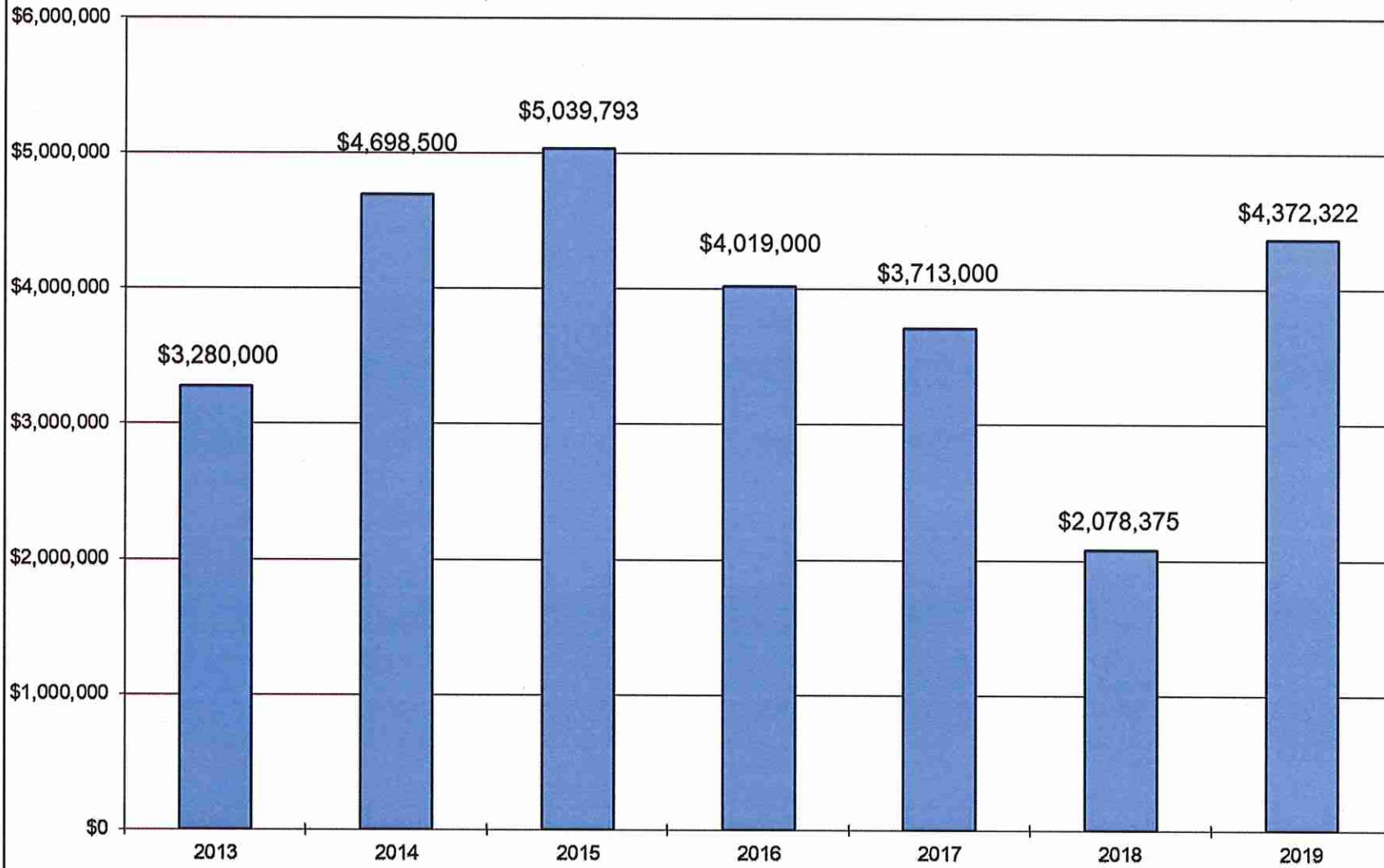


City of Chilliwack – Month-End Building Permit Issuance Report November 2019

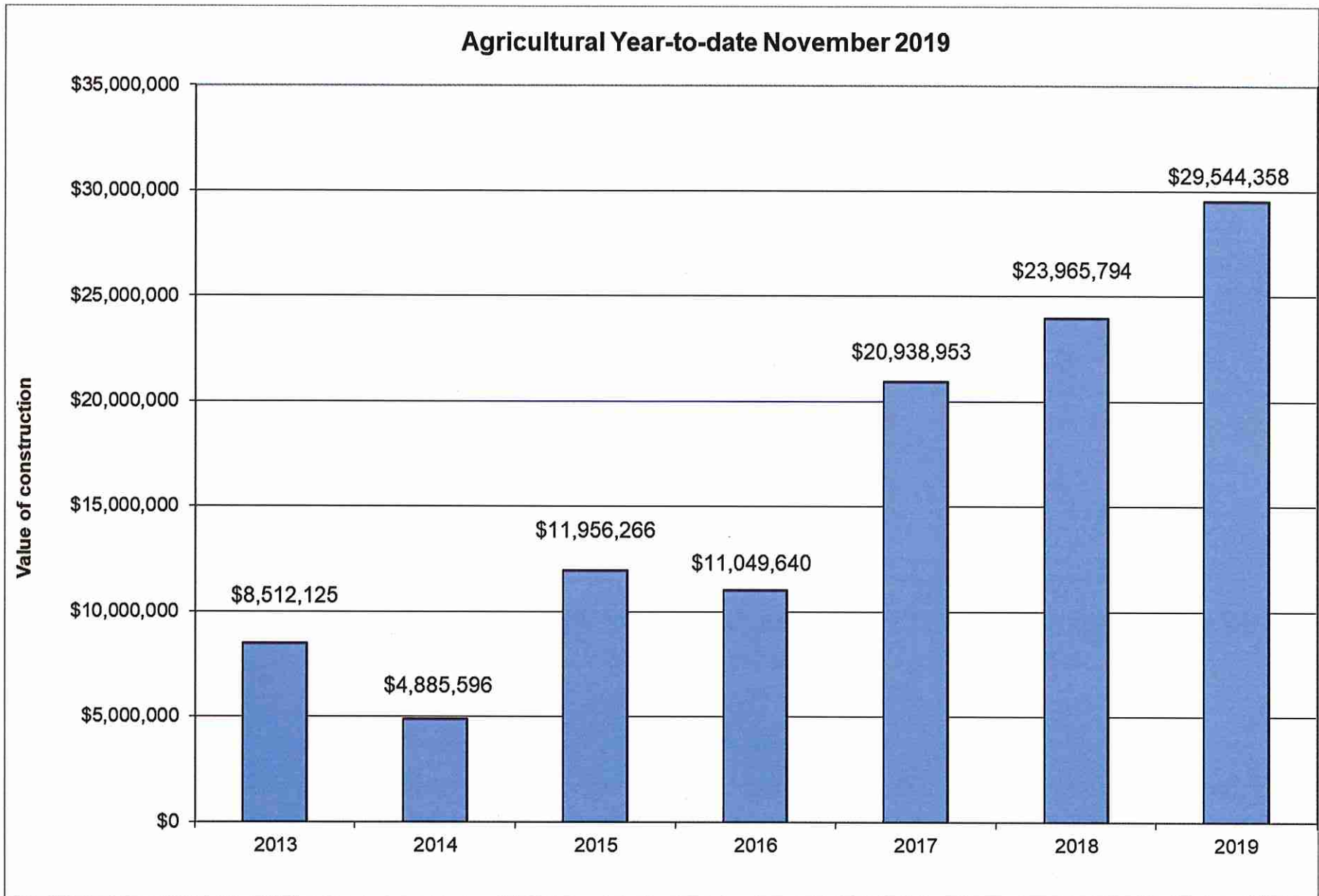


City of Chilliwack – Month-End Building Permit Issuance Report November 2019

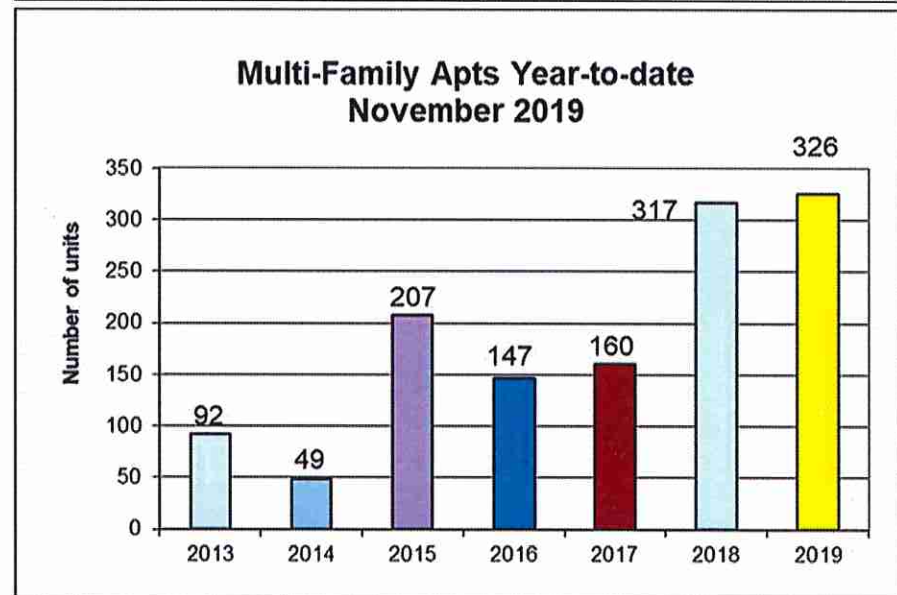
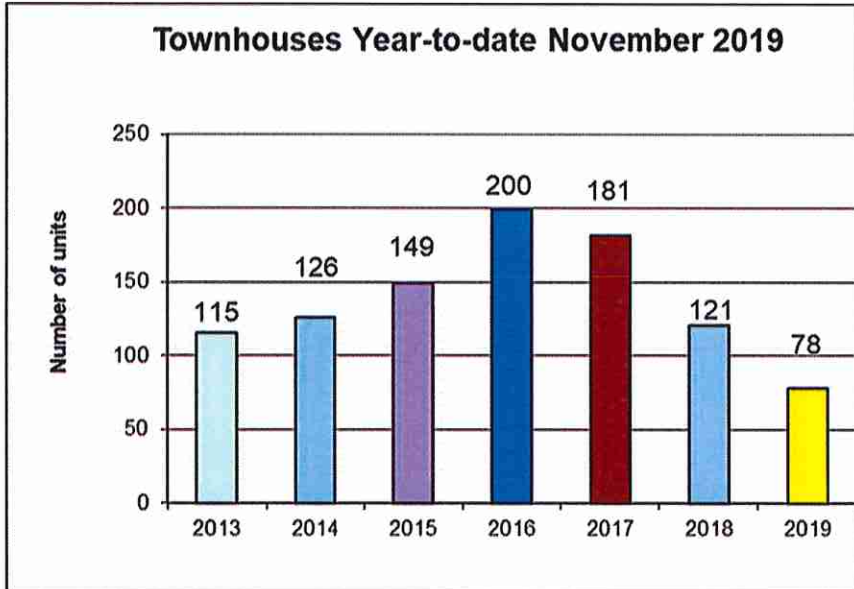
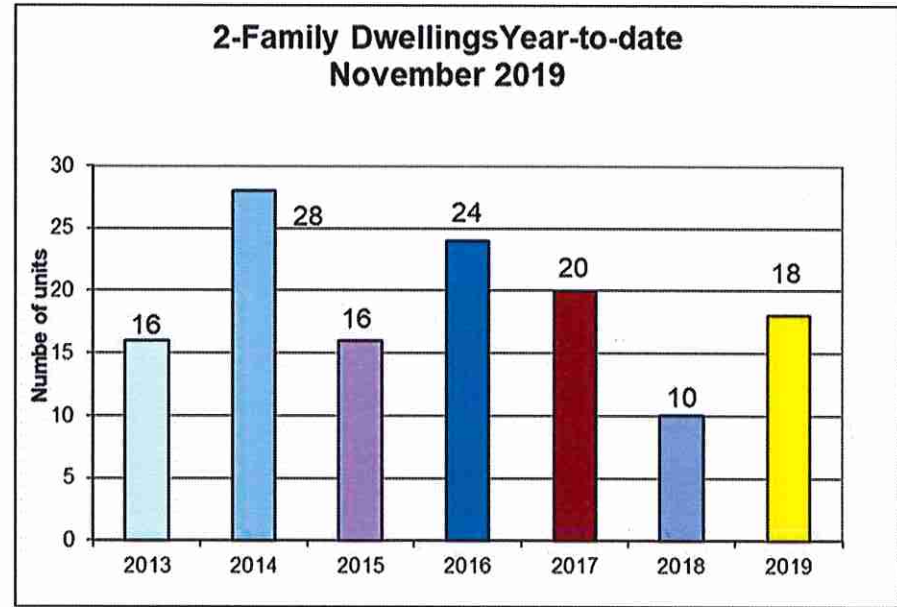
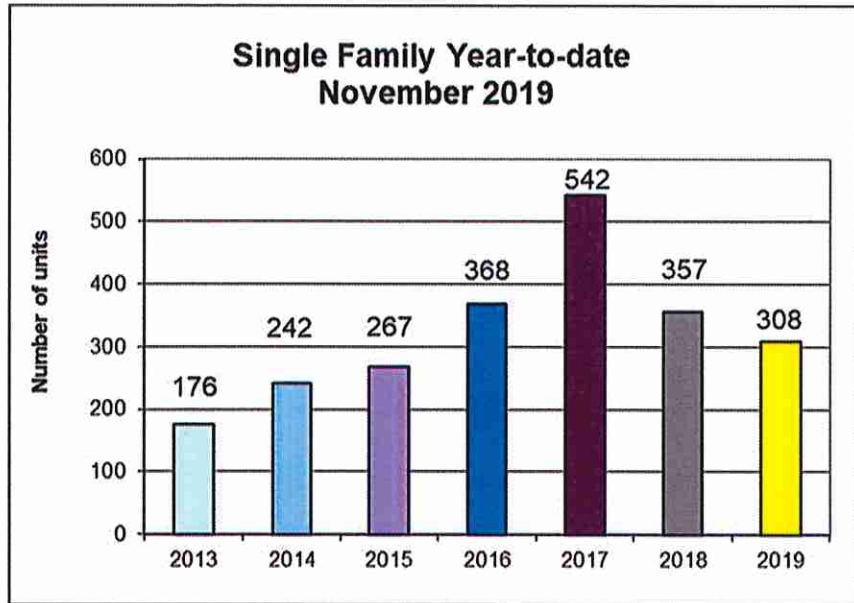
Institutional Year-to-date - November 2019



City of Chilliwack – Month-End Building Permit Issuance Report November 2019

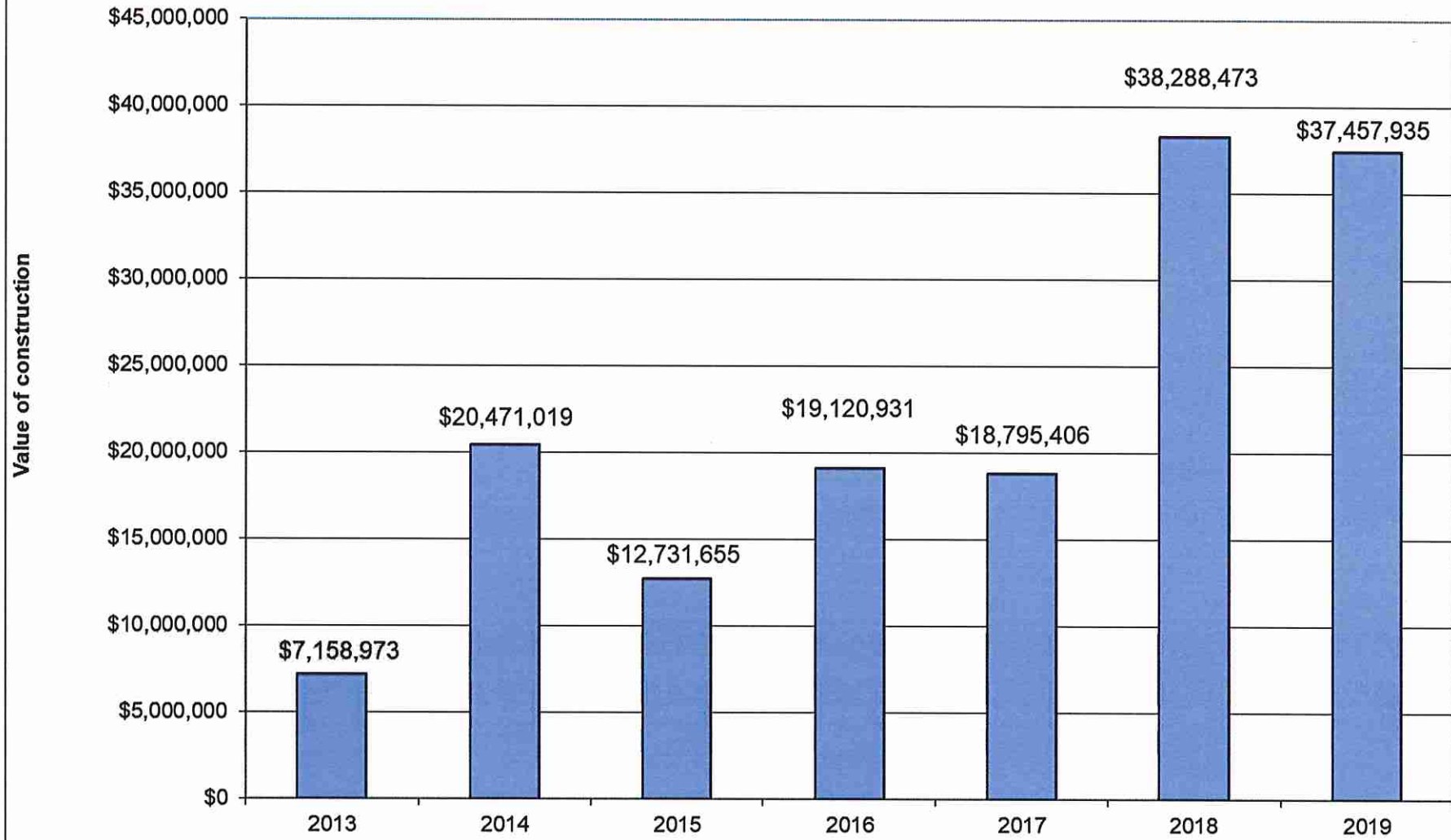


City of Chilliwack – Month-End Building Permit Issuance Report November 2019



City of Chilliwack – Month-End Building Permit Issuance Report November 2019

Commercial Year-to-date November 2019



City of Chilliwack – Month-End Building Permit Issuance Report November 2019

