

City of Chilliwack – Month-End Building Permit Issuance Report May 2024

BUILDING PERMITS - May 2024

	MAY 2024			2024 YEAR-TO-DATE			MAY 2023			2023 YEAR TO-DATE		
RESIDENTIAL	PERMITS	UNITS	VALUE	PERMITS	UNITS	VALUE	PERMITS	UNITS	VALUE	PERMITS	UNITS	VALUE
New single family (fee simple)	7	12	3,100,000	21	34	9,666,154	9	13	6,550,000	30	47	18,225,000
New single family (strata)	2	2	800,000	10	17	4,575,000	4	7	1,500,000	9	14	4,800,000
First Nations Lease	0	0	0	0	0	0	0	0	0	0	0	0
New 2 family duplex (fee simple)	0	0	0	0	0	0	1	1	400,000	1	1	400,000
New 2 family duplex (strata)	0	0	0	0	0	0	0	0	0	0	0	0
New townhouses	2	8	1,368,820	4	16	3,768,820	0	0	0	3	10	3,300,000
New apartments	1	55	22,800,000	5	286	62,150,000	0	0	0	2	124	27,500,000
Mobile / manufactured homes	0	0	0	1	1	240,000	0	0	0	1	1	300,000
Secondary suites, TADs, etc.	2	2	140,000	8	8	680,000	0	0	0	0	0	0
Miscellaneous residential	18	1	2,448,000	65	4	8,118,279	23	5	2,562,000	85	10	9,716,080
TOTAL RESIDENTIAL	32	80	30,656,820	114	366	89,198,253	37	26	11,012,000	131	207	64,241,080
COMMERCIAL	PERMITS	M2	VALUE	PERMITS	M2	VALUE	PERMITS	M2	VALUE	PERMITS	M2	VALUE
New commercial buildings	0	0	0	2	815	625,000	1	436	5,000,000	1	436	5,000,000
Misc. commercial (additions, improvements, etc.)	8	0	1,405,000	30	0	7,543,100	8	0	4,016,800	25	0	9,336,600
Commercial Signs	6	0	66,785	24	0	246,803	9	0	146,257	35	0	346,184
TOTAL COMMERCIAL	14	0	1,471,785	56	815	8,414,903	18	436	9,163,057	61	436	14,682,784
INDUSTRIAL	PERMITS	M2	VALUE	PERMITS	M2	VALUE	PERMITS	M2	VALUE	PERMITS	M2	VALUE
New industrial buildings	0	0	0	1	1,872	3,200,000	2	14,371	30,100,000	3	14,713	31,350,000
Misc. industrial (additions, improvements, etc.)	1	3,152	4,000,000	3	3,152	4,485,000	2	0	125,000	6	0	317,000
TOTAL INDUSTRIAL	1	3,152	4,000,000	4	5,024	7,685,000	4	14,371	30,225,000	9	14,713	31,667,000
INSTITUTIONAL	PERMITS	M2	VALUE	PERMITS	M2	VALUE	PERMITS	M2	VALUE	PERMITS	M2	VALUE
New institutional buildings	0	0	0	0	0	0	0	0	0	0	0	0
Misc. institutional (additions, improvements, etc.)	0	0	0	3	0	6,049,653	2	906	3,750,000	3	906	4,200,000
TOTAL INSTITUTIONAL	0	0	0	3	0	6,049,653	2	906	3,750,000	3	906	4,200,000
AGRICULTURAL	PERMITS	M2	VALUE	PERMITS	M2	VALUE	PERMITS	M2	VALUE	PERMITS	M2	VALUE
New agricultural buildings	2	2,436	1,700,000	14	26,012	9,107,000	3	2,144	912,000	15	10,843	4,303,186
Misc. agricultural (additions, etc.)	1	483	150,000	3	1,560	750,000	3	356	231,000	8	3,996	1,811,000
TOTAL AGRICULTURAL	3	2,919	1,850,000	17	27,572	9,857,000	6	2,500	1,143,000	23	14,839	6,114,186
OTHER	MAY 2024	2024 YEAR-TO-DATE	MAY 2023	2023 YEAR-TO-DATE	BUILDING INSPECTIONS							
Demolition	15	33	3	28	MAY 2024							
Service Permits	1	11	2	14	2024 YEAR-TO-DATE							
					MAY 2023							
					2023 YEAR-TO-DATE							
MONTH-END TOTALS	MAY 2024			2024 YEAR-TO-DATE			MAY 2023			2023 YEAR TO-DATE		
	PERMITS	UNITS	VALUE	PERMITS	UNITS	VALUE	PERMITS	UNITS	VALUE	PERMITS	UNITS	VALUE
	66	80	37,978,605	238	366	121,204,809	72	26	55,293,057	269	207	120,905,050

City of Chilliwack – Month-End Building Permit Issuance Report May 2024

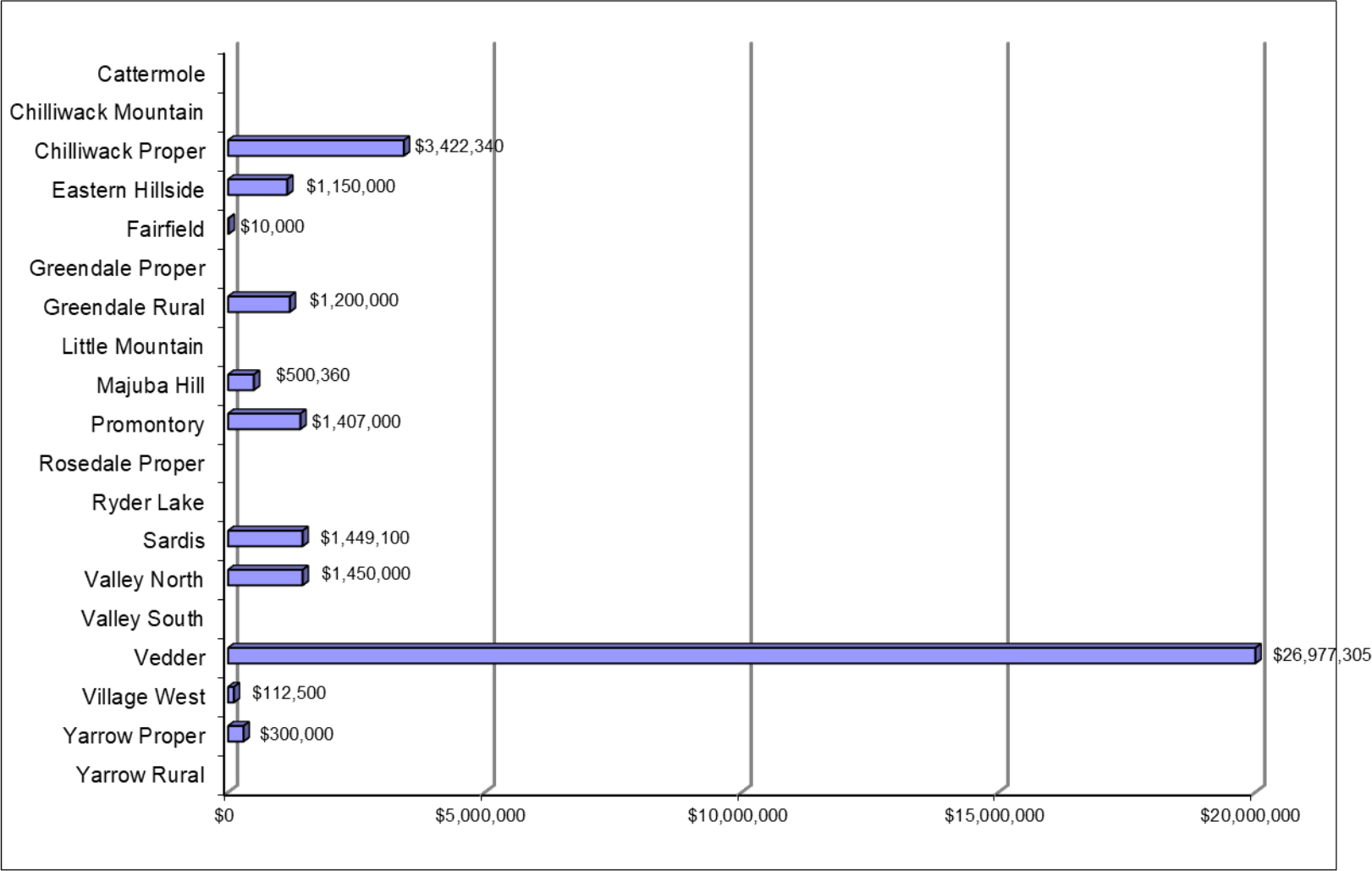
BUILDING PERMITS REPORT MAY 2024			
PERMITS	PERMIT TYPE	UNITS	VALUE
9	Single Family Dwellings	14	\$3,900,000
0	First Nations Lease	0	\$0
0	New Two-Family Dwellings	0	\$0
1	New Multi-Family Dwellings	55	\$22,800,000
	AREA 3 - 45412 CHEHALIS DR - BLDG 4 - \$22,800,000		
2	Mobile Homes, Secondary Suites, TADs, etc.	2	\$140,000
2	Townhouses	8	\$1,368,820
	AREA 1 - 46106 RIVERSIDE DR - BLDG 1 - \$505,050		
	AREA 1 - 46106 RIVERSIDE DR - BLDG 2 - \$863,770		
18	Miscellaneous Residential Permits	1	\$2,448,000
PERMITS	PERMIT TYPE	AREA (M <sup>2</sup> )	VALUE
0	New Commercial Permits	0	\$0
14	Miscellaneous Commercial Permits	0	\$1,405,000
	AREA 1 - 8114 YOUNG RD - HOLIDAY INN REPAIR - \$550,000		
	AREA 1 - 201-9235 SASQUATCH ALLEY - TI OFFICE SPACE - \$250,000		
	AREA 2 - 45625 LUCKAKUCK WAY - TI BURGER KING - \$350,000		
0	New Industrial Permits	0	\$0
1	Miscellaneous Industrial Permits	3,152	\$4,000,000
	AREA 3 - 45225 KEITH WILSON RD - STORAGE SPACE ADD'N - \$4,000,000		
0	New Institutional Permits	0	\$0
0	Miscellaneous Institutional Permits	0	\$0
3	Agricultural Permits	2,919	\$1,850,000
	AREA 2 - 6110 CHADSEY RD - POULTRY BARN - \$1,200,000		
	AREA 4 - 48987 CHILLIWACK CENTRAL RD - HORSE BARN - \$500,000		
15	Demolition Permits	N/A	N/A
1	Service Permits	N/A	N/A
TOTALS			
TOTAL PERMITS ISSUED			66
TOTAL NUMBER DWELLING UNITS			80
TOTAL AREA (M <sup>2</sup> ) (NON-RESIDENTIAL)			6,071
TOTAL VALUE OF CONSTRUCTION			\$37,978,605

City of Chilliwack – Month-End Building Permit Issuance Report May 2024

CITY OF CHILLIWACK - MUN. DEV. BLDG PERMITS - MONTH-END REPORT - NEIGHBOURHOODS						
	MAY 2024			2024 YEAR-TO-DATE		
	Permits	Units	Value	Permits	Units	Value
Cattermole	0	0		0	0	
Chilliwack Mountain	0	0		3	8	\$2,407,000
Chilliwack Proper	17	9	\$3,422,340	65	135	\$37,304,563
Eastern Hillside	2	4	\$1,150,000	10	14	\$4,176,000
Fairfield	1	0	\$10,000	4	0	\$60,000
Greendale Proper	0	0		2	0	\$24,020
Greendale Rural	2	0	\$1,200,000	8	0	\$2,622,000
Little Mountain	0	0		1	0	\$500
Majuba Hill	2	1	\$500,360	3	1	\$575,360
Promontory	7	5	\$1,407,000	11	6	\$1,682,259
Rosedale Proper	0	0		4	1	\$403,000
Ryder Lake	0	0		4	1	\$610,000
Sardis	9	4	\$1,449,100	43	134	\$29,024,913
Valley North	7	1	\$1,450,000	16	2	\$6,530,500
Valley South	0	0		5	1	\$2,701,154
Vedder	13	56	\$26,977,305	27	58	\$28,093,105
Village West	2	0	\$112,500	12	0	\$1,007,835
Yarrow Proper	2	0	\$300,000	9	3	\$2,132,600
Yarrow Rural	1	0		10	2	\$1,850,000
Other	1	0		1	0	
<b>TOTALS</b>	<b>66</b>	<b>80</b>	<b>\$37,978,605</b>	<b>238</b>	<b>366</b>	<b>\$121,204,809</b>

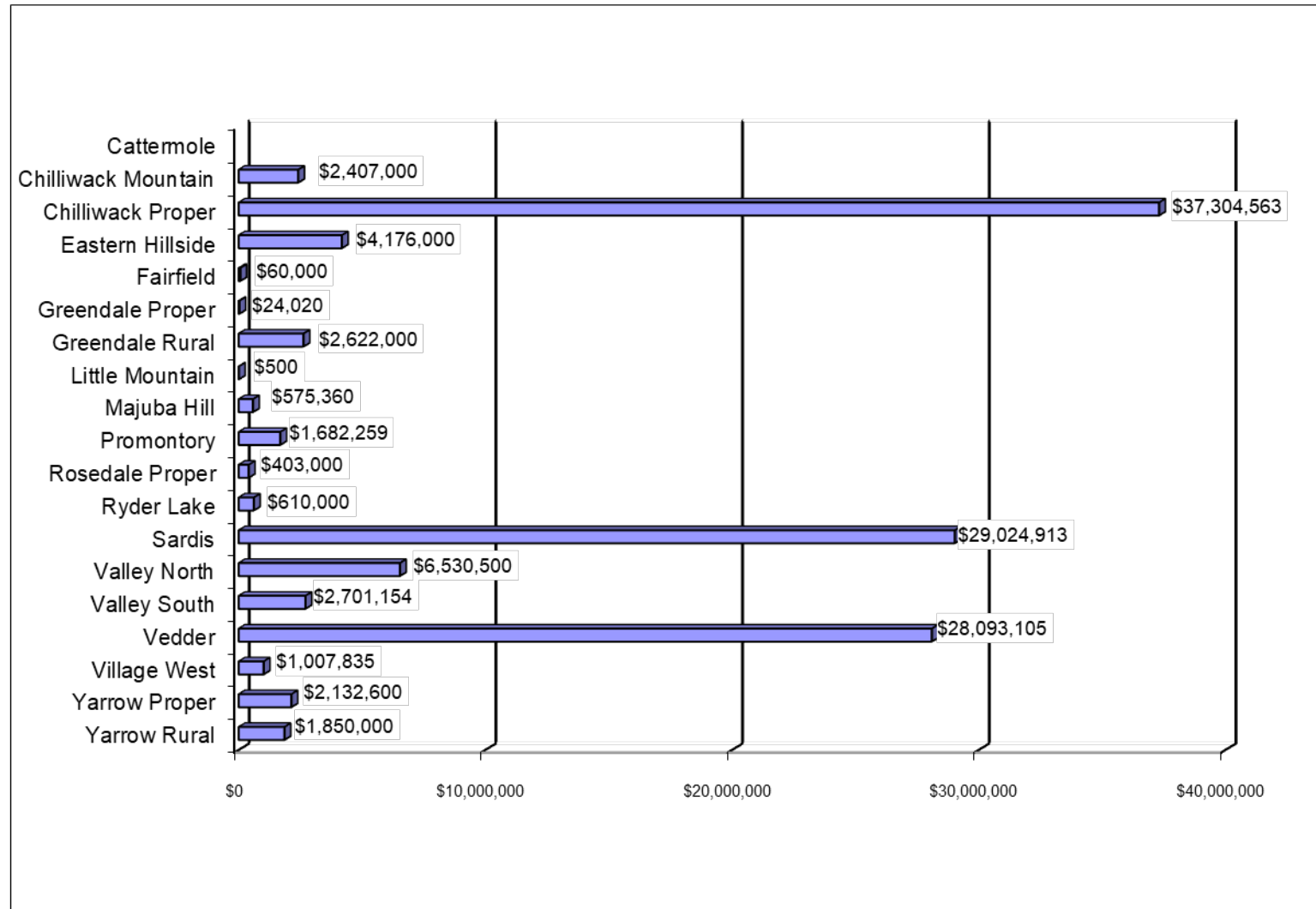
City of Chilliwack – Month-End Building Permit Issuance Report May 2024

MAY 2024



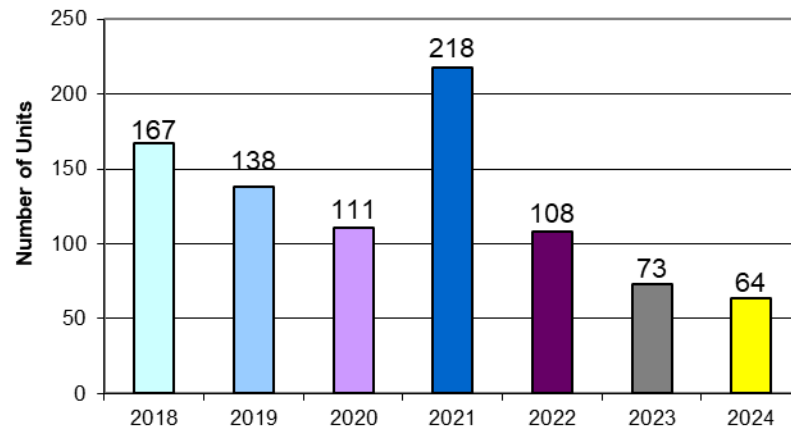
## City of Chilliwack – Month-End Building Permit Issuance Report May 2024

### Year-to-Date 2024

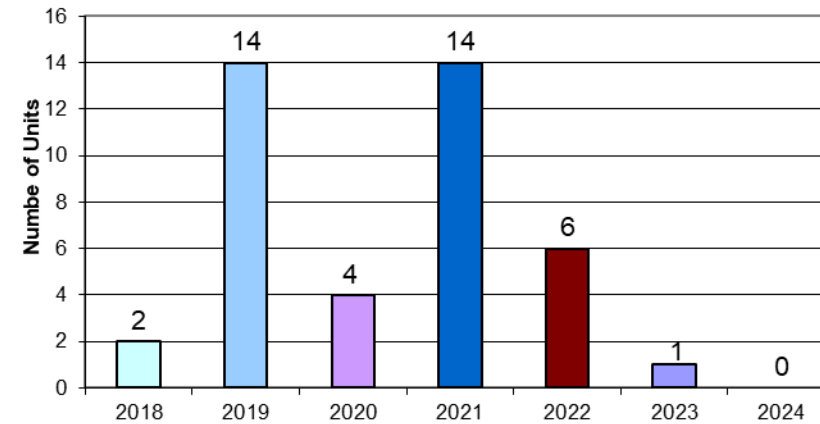


## City of Chilliwack – Month-End Building Permit Issuance Report May 2024

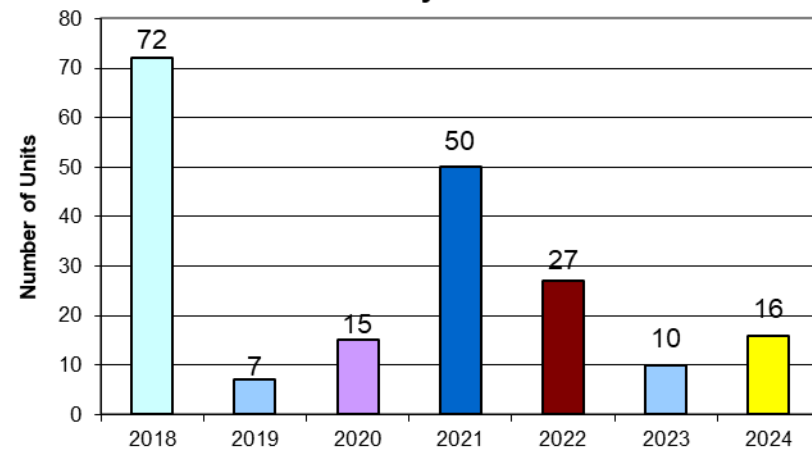
**Single-Family Dwellings Year-to-Date  
May 2024**



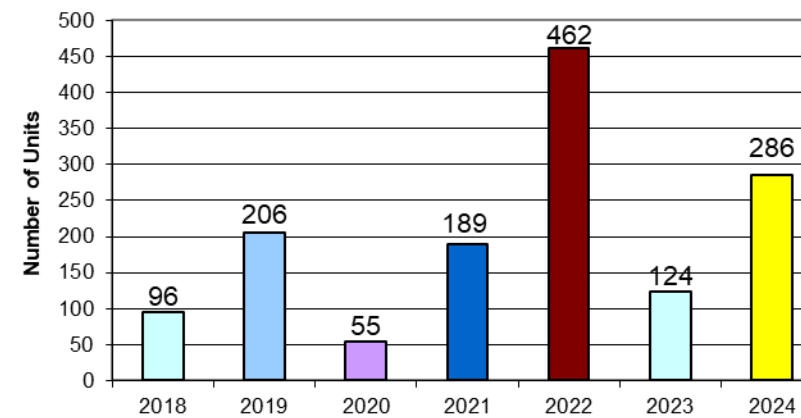
**2-Family Dwellings Year-to-Date  
May 2024**



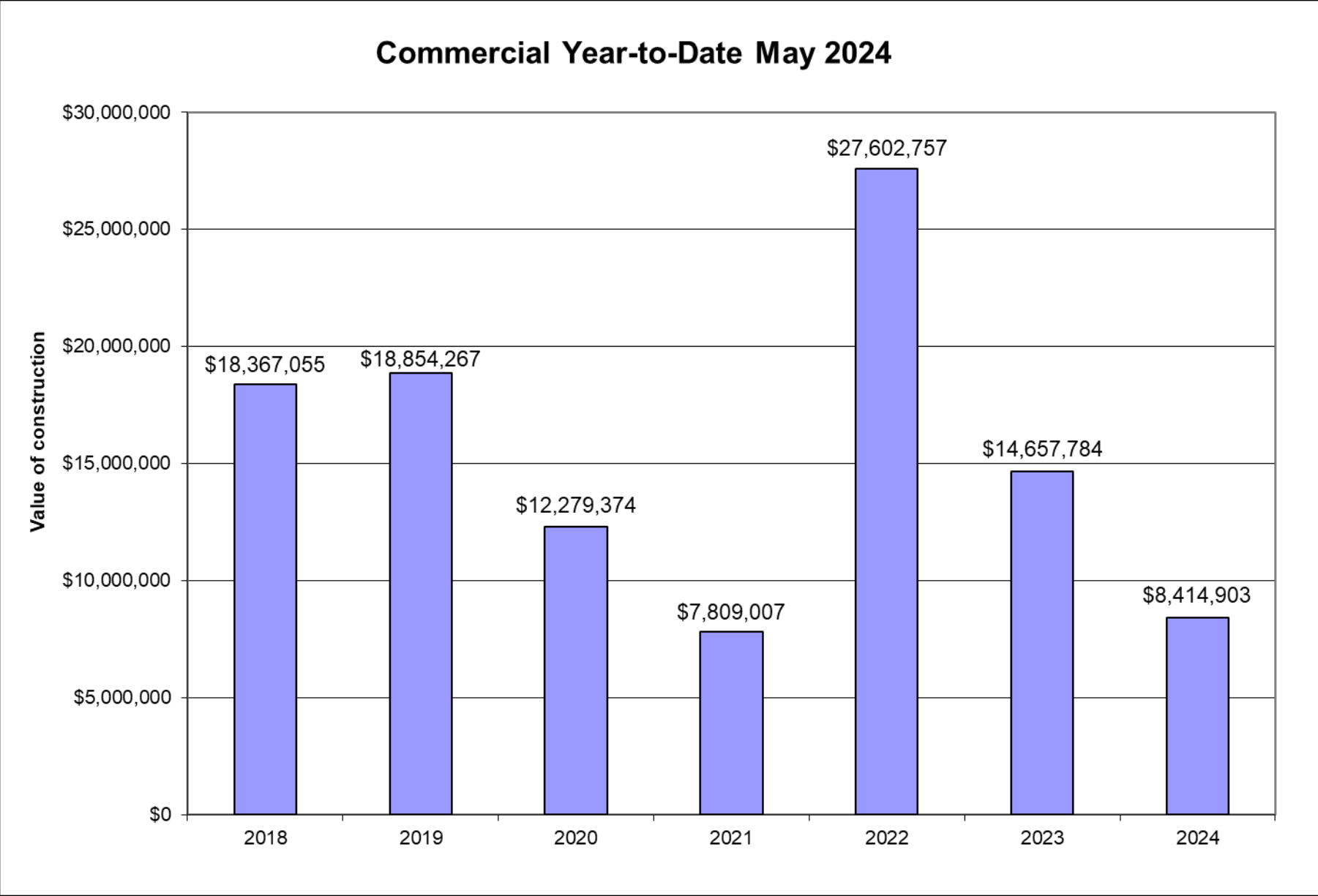
**Townhouses Year-to-Date  
May 2024**



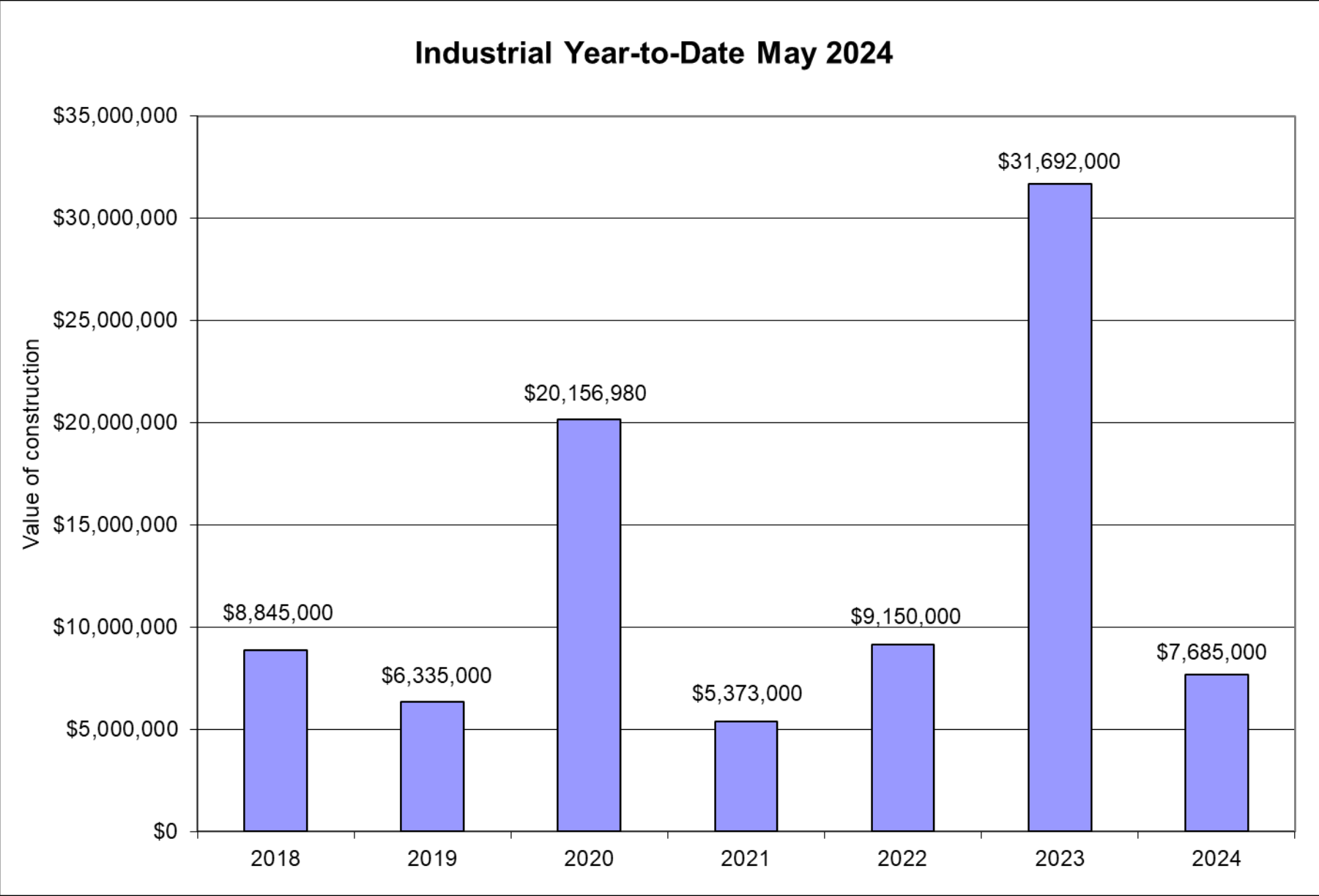
**Multi-Family Apartments Year-to-Date  
May 2024**



City of Chilliwack – Month-End Building Permit Issuance Report May 2024



City of Chilliwack – Month-End Building Permit Issuance Report May 2024





City of Chilliwack – Month-End Building Permit Issuance Report May 2024

