

CITY OF CHILLIWACK - MUN. DEV. BLDG PERMITS - MONTH-END REPORT -- NEIGHBOURHOODS						
	June 2021			2021 Year-to-Date		
	Permits	Units	Value	Permits	Units	Value
Cattermole	0	0	\$0	0	0	\$0
Chilliwack Mountain	3	2	\$335,140	13	10	\$2,264,140
Chilliwack Proper	18	10	\$3,265,127	102	228	\$50,537,192
Eastern Hillside	10	13	\$2,985,000	59	74	\$17,095,808
Fairfield	1	0	\$120,000	30	10	\$4,140,467
Greendale Proper	1	0	\$5,000	6	0	\$176,280
Greendale Rural	7	1	\$1,676,600	39	5	\$6,899,898
Little Mountain	4	0	\$28,000	28	28	\$7,104,000
Majuba Hill	1	0	\$300,000	2	1	\$400,000
Promontory	6	5	\$2,375,000	41	43	\$14,154,050
Rosedale Proper	0	0	\$0	2	0	\$95,000
Ryder Lake	1	1	\$400,000	11	7	\$3,049,287
Sardis	7	4	\$4,175,000	55	13	\$9,201,139
Valley North	12	4	\$5,316,160	77	33	\$19,986,776
Valley South	5	0	\$483,700	11	3	\$1,754,913
Vedder	16	15	\$3,291,000	68	65	\$36,633,441
Village West	1	0	\$3,000,000	11	0	\$3,817,500
Yarrow Proper	1	1	\$303,335	18	3	\$1,801,135
Yarrow Rural	3	1	\$460,000	18	4	\$2,455,060
TOTALS	97	57	\$28,519,062	591	527	\$181,566,086

BUILDING PERMITS - JUNE 2021

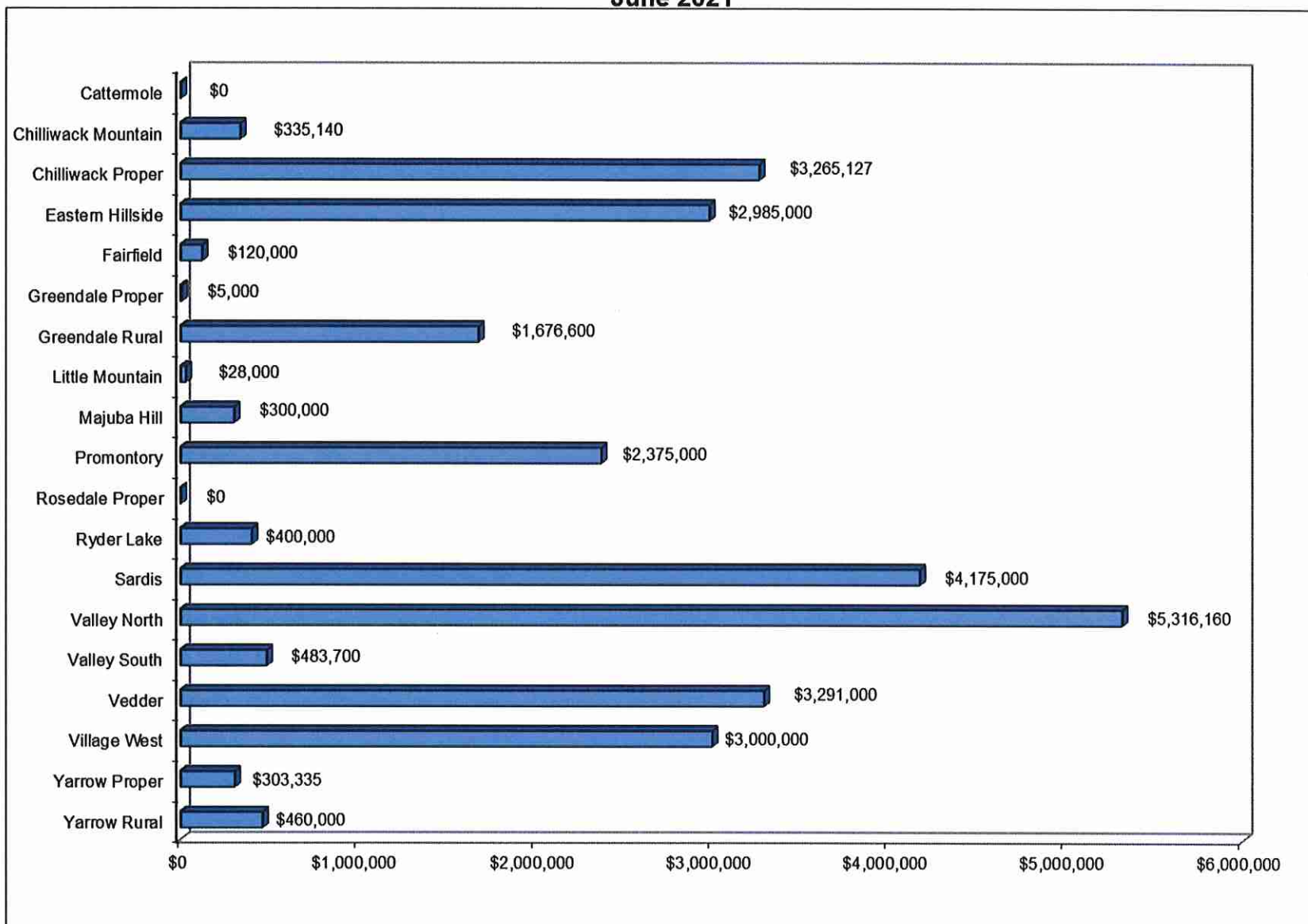
	JUNE 2021			2021 YEAR-TO-DATE			JUNE 2020			2020 YEAR TO-DATE			
RESIDENTIAL	PERMITS	UNITS	VALUE	PERMITS	UNITS	VALUE	PERMITS	UNITS	VALUE	PERMITS	UNITS	VALUE	
New single family (fee simple)	17	23	6,897,267	124	162	49,302,703	19	25	7,090,605	68	84	23,952,183	
New single family (strata)	16	22	5,190,000	47	64	15,257,924	6	7	2,137,338	29	38	8,385,005	
First Nations Lease	0	0	0	0	0	0	0	0	0	0	0	0	
New 2 family duplex (fee simple)	0	0	0	7	14	4,013,262	0	0	0	2	4	820,440	
New 2 family duplex (strata)	0	0	0	0	0	0	0	0	0	0	0	0	
New townhouses	3	7	1,225,000	13	57	11,775,000	3	11	2,200,000	6	26	4,750,000	
New apartments	0	0	0	3	189	31,700,000	2	133	30,450,000	3	188	38,950,000	
Mobile / manufactured homes	3	3	830,000	11	13	2,393,137	0	0	0	7	8	1,242,699	
Secondary suites, TADs, etc.	1	1	25,000	15	15	887,426	1	1	3,000	6	6	182,000	
Miscellaneous residential	25	1	2,007,000	153	13	11,873,375	31	3	1,536,862	120	12	12,493,874	
TOTAL RESIDENTIAL	65	57	16,174,267	373	527	127,202,827	62	180	43,417,805	241	366	90,776,201	
COMMERCIAL	PERMITS	M2	VALUE	PERMITS	M2	VALUE	PERMITS	M2	VALUE	PERMITS	M2	VALUE	
New commercial buildings	2	1,345	2,950,000	5	3,329	5,981,771	0	0	0	3	1,446	3,450,000	
Misc. commercial (additions, improvements, etc.)	5	0	4,520,000	28	0	8,968,724	3	45	353,000	39	45	8,734,063	
Commercial Signs	4	0	28,495	28	0	357,008	4	0	93,374	28	0	541,685	
TOTAL COMMERCIAL	11	1,345	7,498,495	61	3,329	15,307,503	7	45	446,374	70	1,491	12,725,748	
INDUSTRIAL	PERMITS	M2	VALUE	PERMITS	M2	VALUE	PERMITS	M2	VALUE	PERMITS	M2	VALUE	
New industrial buildings	0	0	0	2	5,217	4,600,000	0	0	0	2	17,089	15,300,000	
Misc. industrial (additions, improvements, etc.)	0	0	0	8	195	773,000	1	424	525,000	5	5,612	5,381,980	
TOTAL INDUSTRIAL	0	0	0	10	5,412	5,373,000	1	424	525,000	7	22,701	20,681,980	
INSTITUTIONAL	PERMITS	M2	VALUE	PERMITS	M2	VALUE	PERMITS	M2	VALUE	PERMITS	M2	VALUE	
New institutional buildings	0	0	0	0	0	0	0	0	0	2	9,228	32,045,000	
Misc. institutional (additions, improvements, etc.)	0	0	0	5	4,498	21,761,600	0	0	0	3	0	1,200,000	
TOTAL INSTITUTIONAL	0	0	0	5	4,498	21,761,600	0	0	0	5	9,228	33,245,000	
AGRICULTURAL	PERMITS	M2	VALUE	PERMITS	M2	VALUE	PERMITS	M2	VALUE	PERMITS	M2	VALUE	
New agricultural buildings	9	6,206	4,040,300	33	31,066	9,900,776	3	4,196	781,100	24	17,335	4,684,008	
Misc. agricultural (additions, etc.)	3	936	806,000	9	9,096	2,020,380	1	67	50,000	11	4,415	4,020,393	
TOTAL AGRICULTURAL	12	7,142	4,846,300	42	40,162	11,921,156	4	4,263	831,100	35	21,750	8,704,401	
OTHER	PERMITS	Yr-to-date	2020 PRMT	2020 Yr-to-Date						BUILDING INSPECTIONS			
Demolition	4	59	1	40						JUNE 2021			1,183
Service Permits	5	41	1	24						2021 YEAR-TO-DATE:			6,723
										JUNE 2020			1,205
										2020 YEAR-TO-DATE			5,640
	JUNE 2021			2021 YEAR-TO-DATE			JUNE 2020			2020 YEAR TO-DATE			
MONTH-END TOTALS	PERMITS	UNITS	VALUE	PERMITS	UNITS	VALUE	PERMITS	UNITS	VALUE	PERMITS	UNITS	VALUE	
	97	57	28,519,062	591	527	181,566,086	76	180	45,220,279	422	366	166,133,330	

BUILDING PERMITS REPORT
JUNE 2021

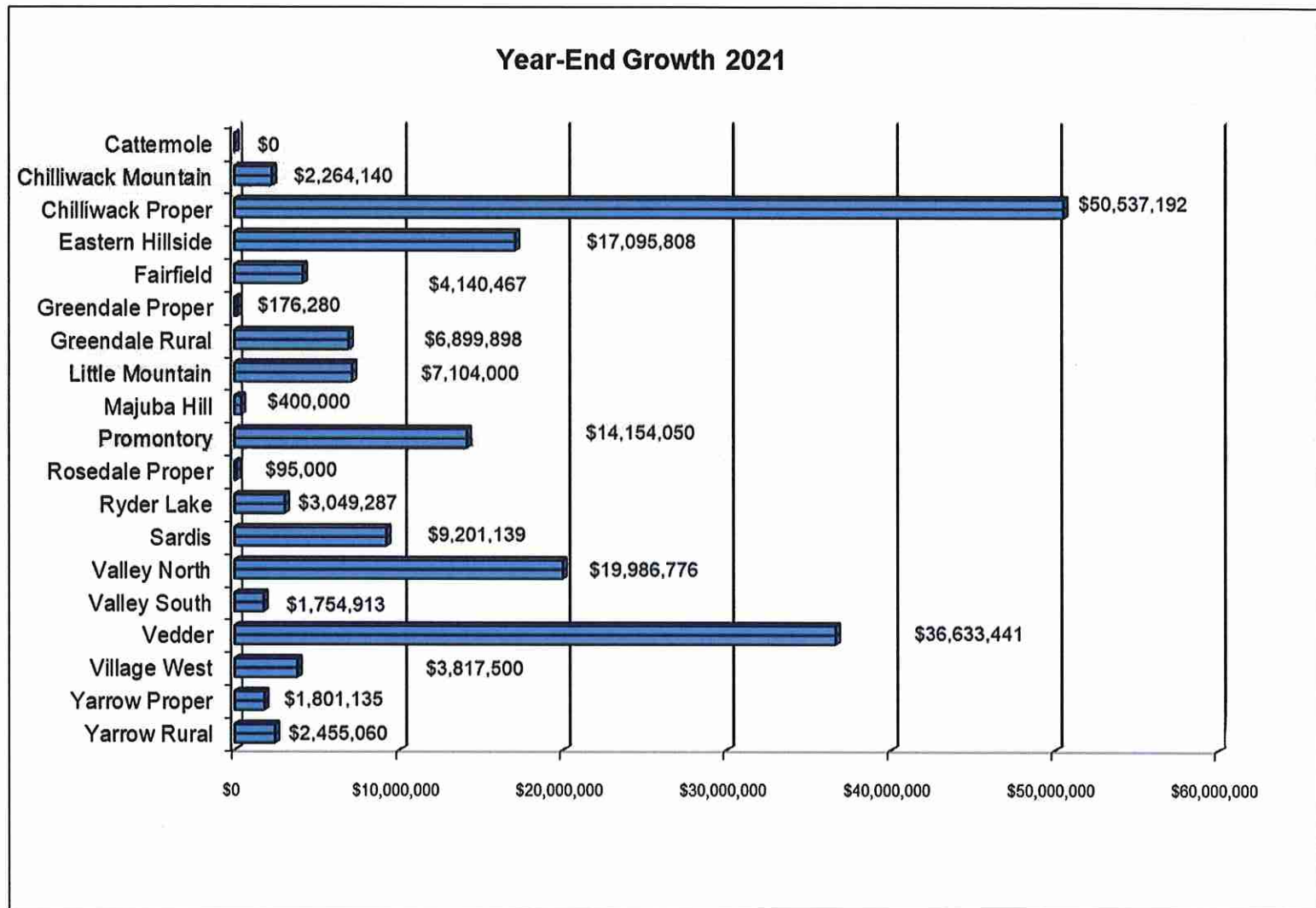
<u>PERMITS</u>	<u>TYPE</u>	<u>UNITS</u>	<u>VALUE</u>
33	Single Family Dwellings	45	\$12,087,267
0	First Nations Lease	0	\$0
0	New Two-Family Dwellings	0	\$0
0	New Multi-Family Dwellings	0	\$0
4	Mobile Homes, TADs, etc.	4	\$855,000
3	Townhouses	7	\$1,225,000
	Area 1 - 46545 Brooks - 7 Townhouse units - \$1,225,000		
25	Miscellaneous Residential Permits	1	\$2,007,000
		<u>Area (M²)</u>	
2	New Commercial Permits	1,345	\$2,950,000
	Area 1 - 45610 Luckakuck - New Commerical Ltd. \$1,250,000		
	Area 1 - 45225 Luckakuck - McDonald's Rest. - \$1,700,000		
9	Miscellaneous Commercial Permits	0	\$4,548,495
	Area 1 - 7955 Evans - Care Clinic - \$3,000,000		
	Area 1 - 8387 Young - TI Homelife - \$970,000		
0	New Industrial Permits	0	\$0
0	Misc. Industrial Permits	0	\$0
0	New Institutional Permits	0	\$0
0	Miscellaneous Institutional Permits	0	\$0
12	Agricultural Permits	7,142	\$4,846,300
	Area 2 - 43688 South Sumas - Greenhouse - \$500,000		
	Area 4 - 48300 Yale - Reno to Greenhouse - \$1,680,000		
	Area 4 - 48551 Pr Central - Machine Shed - \$400,000		
	Area 4 - 11170 Gill - Machine Shed - \$400,000		
	Area 4 - 51546 Ferry - Storage Bldg - \$1,000,000		
4	Demolition Permits	N/A	
5	Service Permits	N/A	
TOTAL PERMITS ISSUED		97	
TOTAL NUMBER DWELLING UNITS		57	
TOTAL AREA (M²) (NON-RESIDENTIAL)		8,487	
TOTAL VALUE OF CONSTRUCTION		\$28,519,062	

City of Chilliwack – Month-End Building Permit Issuance Report June 2021

June 2021

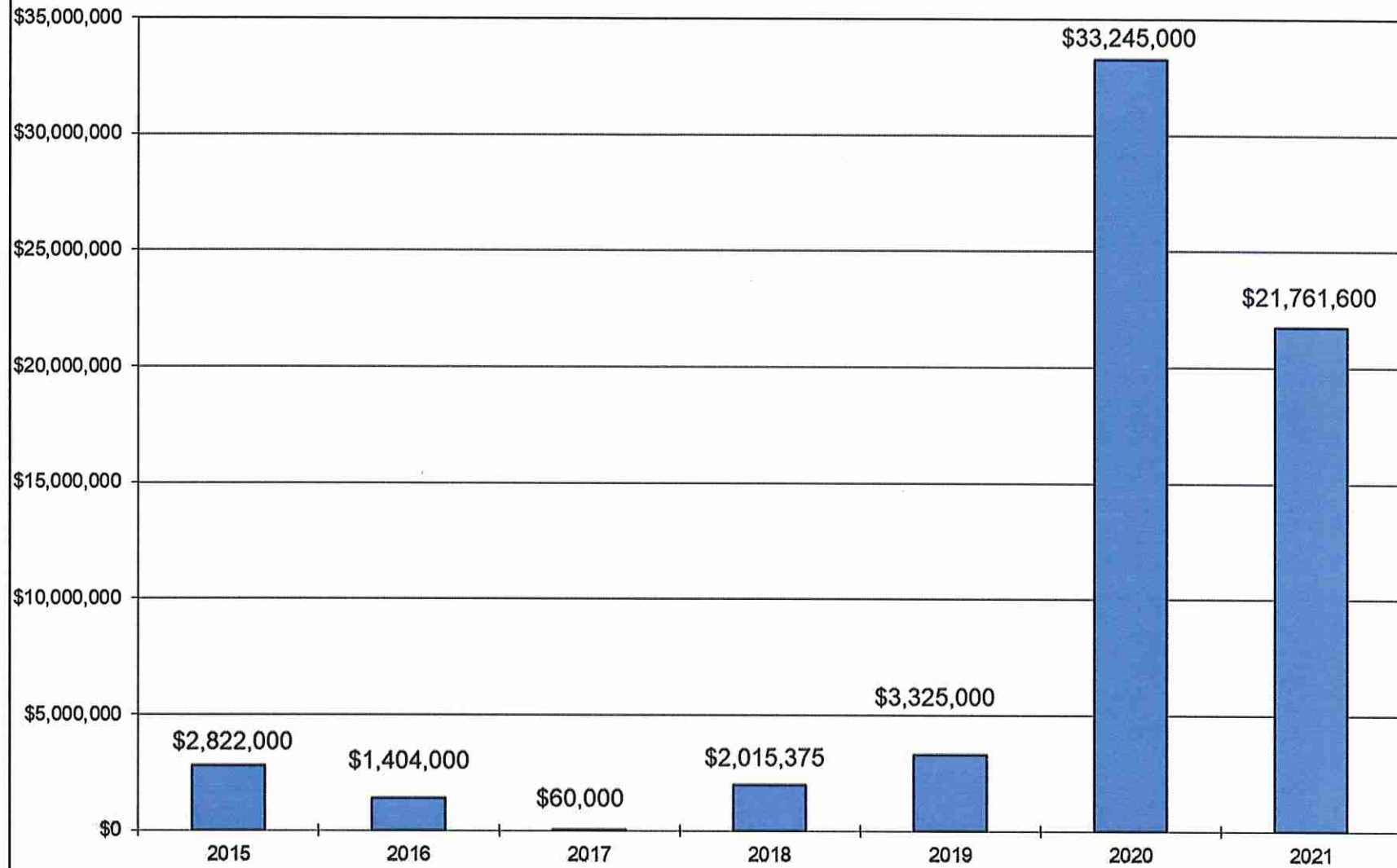


City of Chilliwack – Month-End Building Permit Issuance Report June 2021

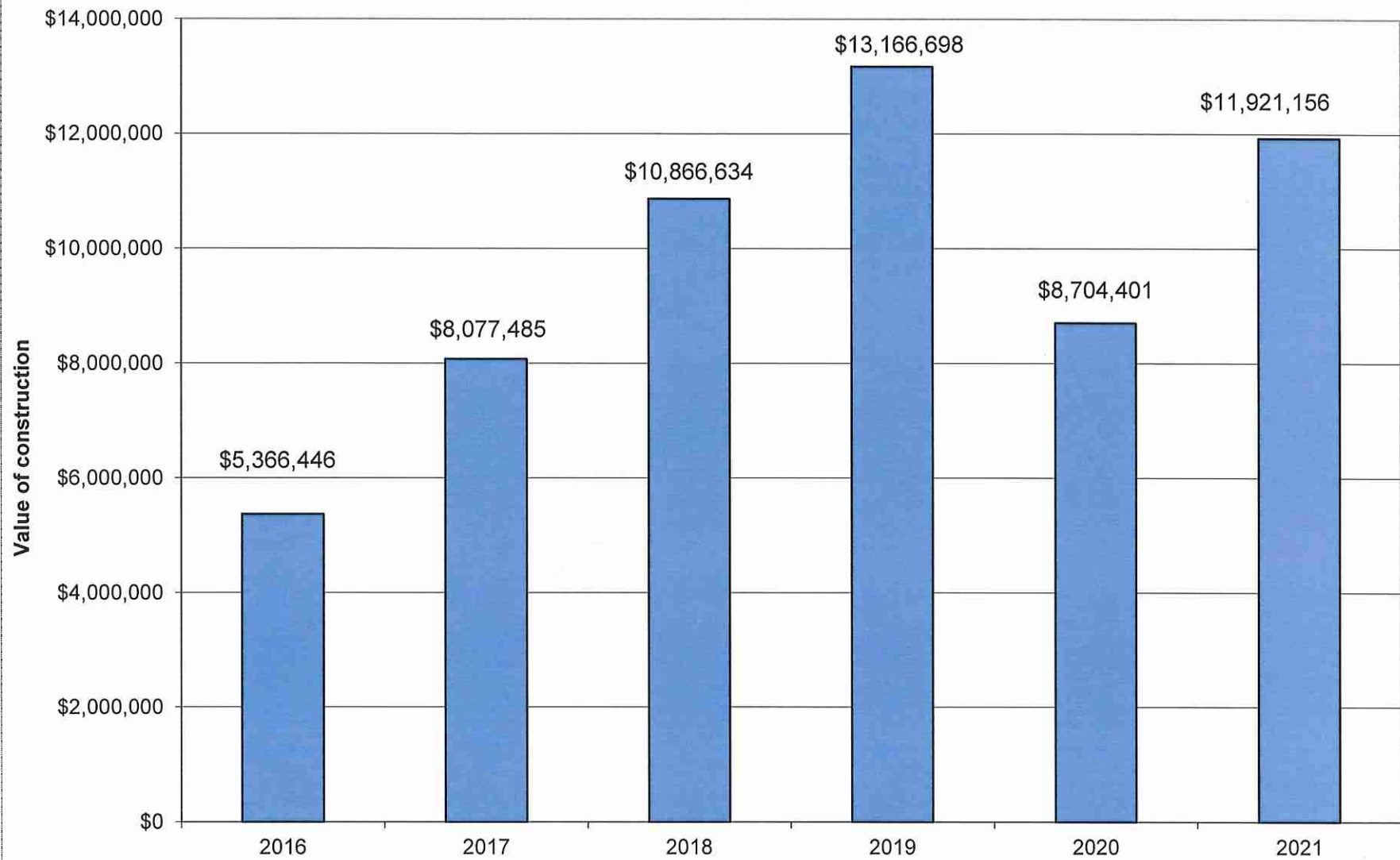


City of Chilliwack – Month-End Building Permit Issuance Report June 2021

Institutional Year-to-date - June 2021

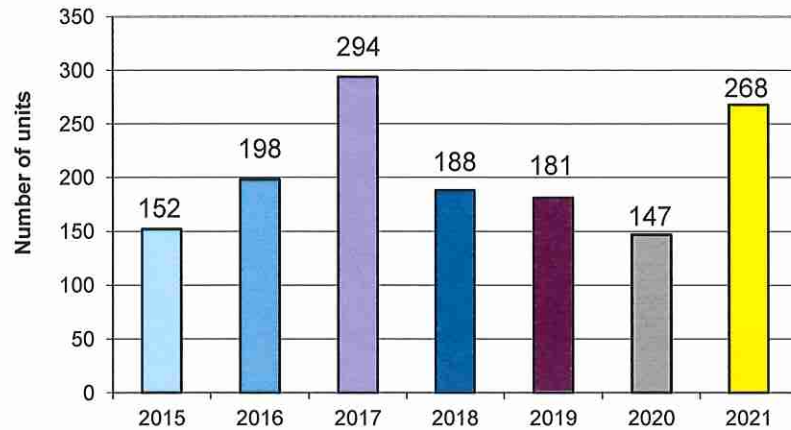


Agricultural Year-to-date June 2021

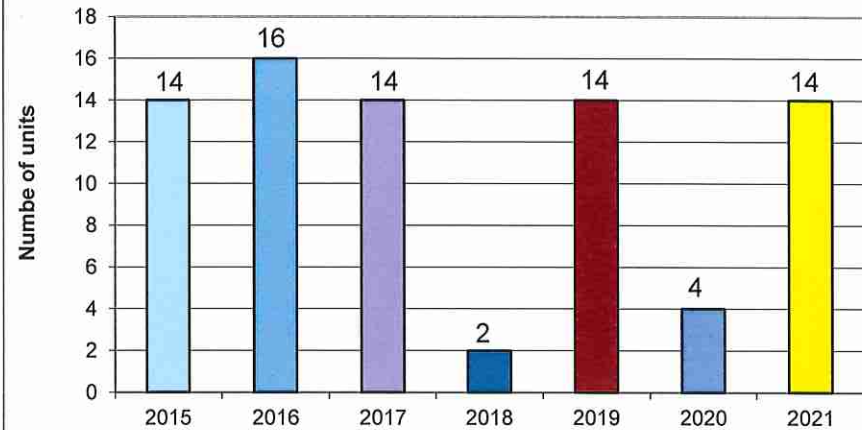


City of Chilliwack - Month-End Building Permit Issuance Report DECEMBER 2005

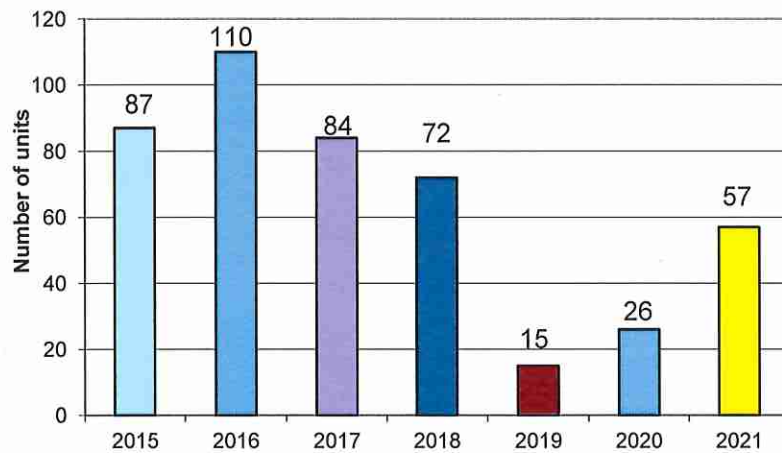
Single Family Year-to-date June 2021



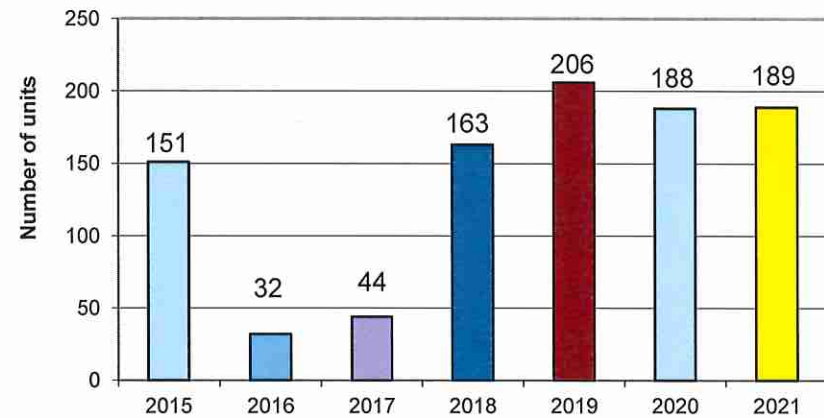
2-Family Dwellings Year-to-date June 2021



Townhouses Year-to-date June 2021

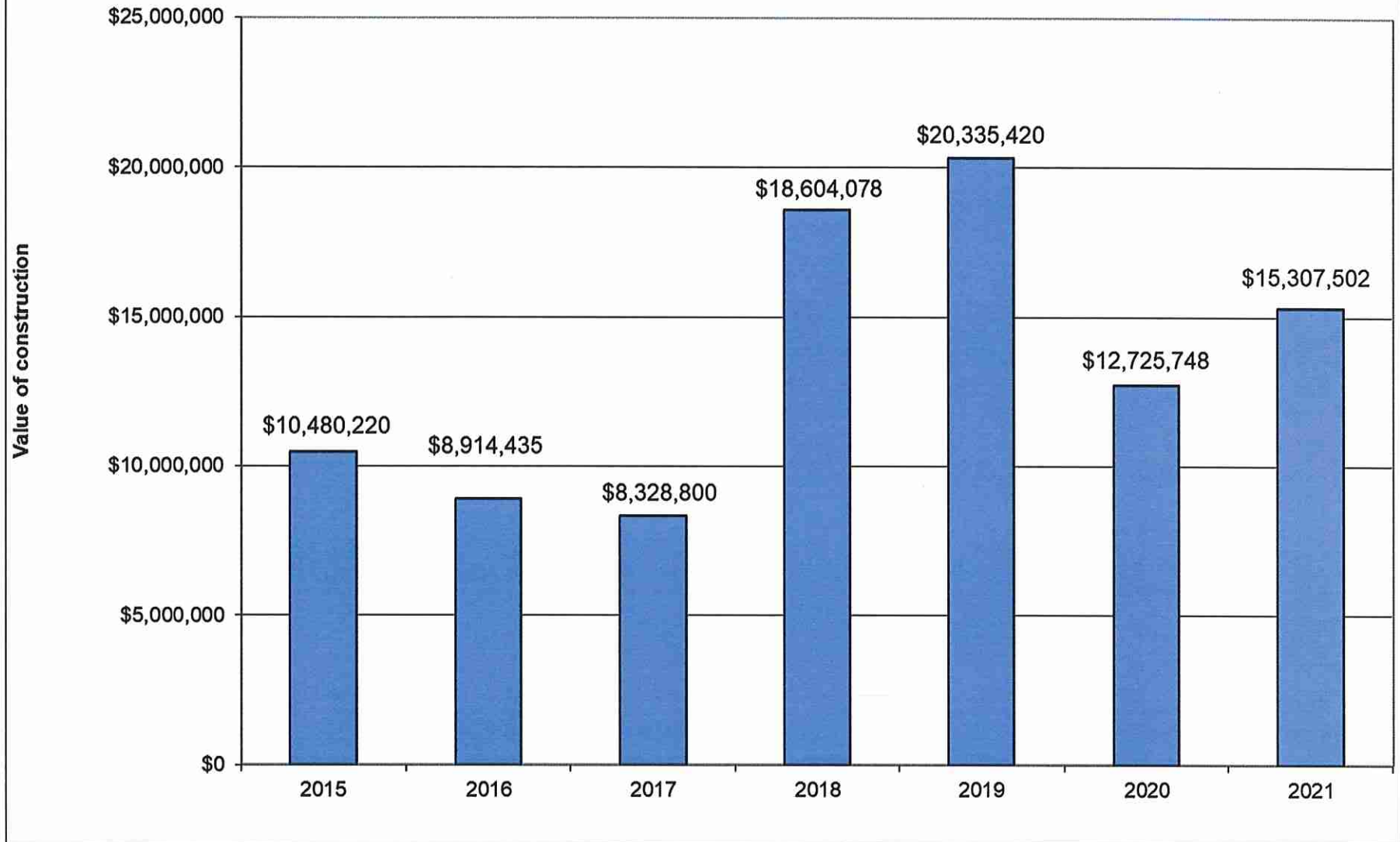


Multi-Family Apts Year-to-date June 2021



City of Chilliwack – Month-End Building Permit Issuance Report June 2021

Commercial Year-to-date June 2021



City of Chilliwack – Month-End Building Permit Issuance Report June 2021

