

Fire Department



The Chilliwack Fire Department is committed to community safety through public education, code enforcement, fire suppression and rescue services.

Third Quarter Report, 2020



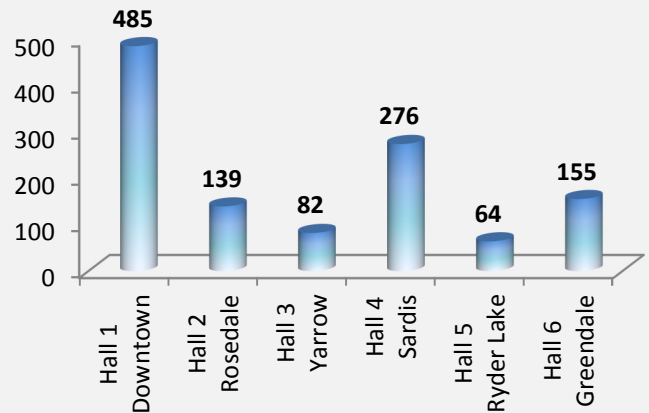
**CITY OF
CHILLIWACK**

Operations – Incident Responses

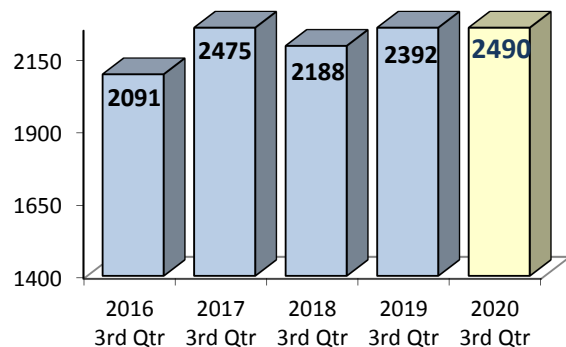
Incident Responses

The Chilliwack Fire Department responded to 976 calls for service in the third quarter (2,490 year to date). This was an increase of 98 calls compared to this time in 2019. Incidents for this quarter included 125 fires, 138 motor vehicle incidents, 104 burning complaints, and 42 emergency medical aid calls. Thus far in 2020, the three leading calls for service were public service, alarms activated, and motor vehicle incident responses. These three incident response types accounted for 1,716 incidents or 69% of the total calls responded to date.

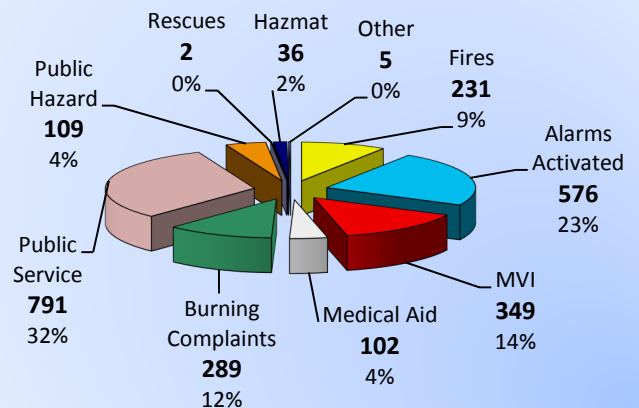
2020 Paid On-Call Responses by Fire Hall



Incident Responses January - September

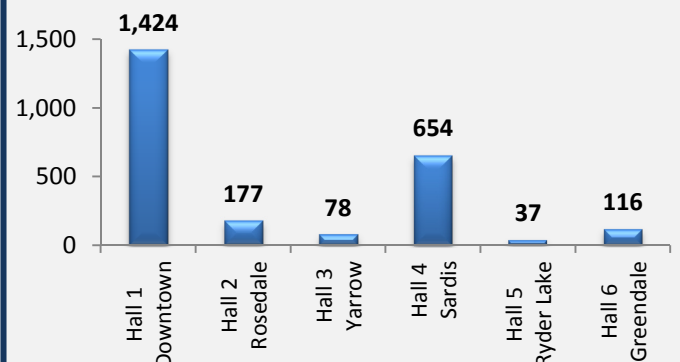


2020 Incident Responses - Year to Date



Vehicle Fire Incident, Charles Street
September 2020

Incident Responses by Fire Hall Response Area January - September



Operations - Incident Responses

	Monthly Summary			3rd Quarter	2nd Quarter	1 st Quarter	Year to Date
	July	Aug.	Sept.				
FIRES	50	39	36	125	59	47	231
Structures	14	11	10				73
Vehicle	9	5	5				37
Outdoor / Other	27	23	21				121
ALARMS ACTIVATED	69	63	107	239	156	181	576
Single family residential	27	26	52				199
Multi-family residential	16	25	27				185
Non-residential	26	12	28				192
MVI (NO FIRE)	54	42	42	138	90	121	349
Auto Extrication	1	3	0				11
Provide Medical Care	22	18	21				162
Routine Cleanup / No injuries	23	11	15				131
Cancelled/Fire not required	8	10	6				45
EMERGENCY MEDICAL AID	13	13	16	42	20	40	102
BURNING COMPLAINTS	40	25	39	104	126	59	289
Illegal	36	23	39				265
Legal	4	2	0				24
PUBLIC SERVICE	102	104	89	295	226	270	791
Investigate safety complaints and hazards	27	26	27				193
Assist other agencies (BCAS, RCMP etc.)	58	62	51				483
Home smoke alarm / Carbon monoxide alarm	1	4	8				44
Post Fire Recheck/ Post Fire Investigation	4	5	0				14
Trapped in Elevator	11	2	2				22
Assist with lift or entry (non-medical/private)	0	2	0				9
Assist with water issue	1	2	0				21
Other	0	1	1				5
PUBLIC HAZARD	3	7	10	20	37	52	109
RESCUES	0	0	0	0	1	1	2
HAZARDOUS MATERIALS	4	4	5	13	9	14	36
MUTUAL AID (Out of Area Assist)	0	0	0	0	4	1	5
Totals	335	297	344	976	728	786	2,490

Previous Years:

2019
2018
2017
2016
2015

3 rd Qtr	2nd Qtr	1 st Qtr	YTD
833	834	725	2,392
812	693	683	2,188
858	730	887	2,475
777	678	636	2,091
764	671	531	1,966

Fire Prevention – Public Education & Code Enforcement

The Chilliwack Fire Department is proactively working to reduce fire losses and injuries through education, engineering, code enforcement, and fire investigations.

Fire & Life Safety Education

A total of 54 fire and life safety sessions were delivered to the community thus far in 2020. In 2020 to date, 680 residents have been educated or trained in fire and life safety, and emergency preparedness. Fire and life safety education programs continue to be impacted by the COVID-19 pandemic. The public health and provincial state of emergency continues to restrict access to the fire hall, and our access to engage the community and deliver programs.

2020 Public Education Activities	# of Events	Persons Educated
Juvenile Fire Setter Interviews		
Fire Safety Classes	11	117
Fire Extinguisher Training	3	116
Fire Hall Tours		
Emergency Preparedness Classes		
Other Public Education Sessions	40	447
Totals	54	680

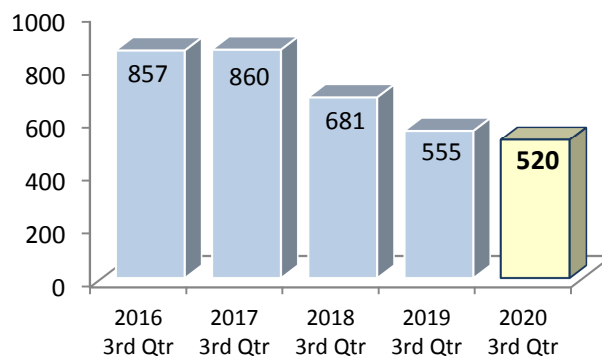
Code Enforcement

The department completed 233 fire and life safety inspections in this quarter, for a total of 520 thus far in 2020. These inspections include health and safety inspections with the Bylaw Department, RCMP, and BC Safety Authority.

Engineering

The department completed 44 plan and sprinkler reviews this quarter. Fire Department personnel also conducted numerous on-site inspections to ensure Fire Code compliance.

Fire & Life Safety Inspections January - September



Fire Investigations / Losses

Second quarter fire losses were \$3,770,270 bringing the total dollar loss to \$6,819,305 thus far in 2020. There were 5 fire related injuries during this quarter. A total of 27 dollar loss structure fires occurred this quarter with 19 (or 70%) occurring in residential occupancies. Fire origin and cause investigations were completed to identify fire loss trends and focus our education efforts to prevent future losses.



**Structure Fire Incident, Castleman Road
August 2020**

Training

This quarter was a transition period for the training division. During the COVID-19 pandemic, we developed and adopted processes and procedures to safely restart our practical hands-on training through small team training sessions.

Technical Training


- **Pre-Hospital Care** – is a large component of our training curriculum and includes regularly scheduled CPR, AED, Spinal and FR 3 courses.
- **Forestry and Wildland/Urban Interface Firefighting** – firefighters reviewed forestry firefighting strategies and tactics, utilizing portable pumps and bladders.
- **Rope Rescue** – firefighters conducted scenario-based training on the terrain in our community to better prepare themselves for slope rescues.
- **Driver Training** – ongoing as drivers are certified to the IAPD Standards.
- **Aerial Training** – aerial apparatus training continued.
- **Vehicle Rescue** – firefighters trained on vehicle extrication techniques in accordance with NFPA 1006.

Educational Training

- **Fire Officer Level I** – 3 firefighters continued working on courses required by NFPA 1021 to attain accreditation for Fire Officer Level I.
- **Fire Officer Level II** – 2 acting lieutenants continue working on the requirements outlined in NFPA 1021 accreditation for Fire Officer Level II.



**First Responder 3
Medical Aid Training**



**Fire Extinguisher
Training Session**

Emergency Preparedness

In the 3rd quarter of 2020, the Chilliwack Emergency Program continued efforts to remain current with the COVID-19 pandemic. With cases beginning to rise, business continuity planning will need to remain in focus as the pandemic progresses. Seasonal planning for fall flooding and extreme weather events also got underway in the 3rd quarter; the spring freshet earlier this year positioned the City well for any fall flooding as EMBC completed guidelines for all municipalities in BC with respect to flood protection operations during the COVID-19 pandemic.

Wildfire activity continues to remain at a low level in the city, with recent precipitation and cooler temperatures significantly contributing to a lower risk of wildfires in the region. Early forecasts for this winter do indicate a potentially colder than normal winter with a possible increase of snow and winter storms.

Both the Chilliwack Amateur Radio Club and the Chilliwack Emergency Support Services Team met virtually to maintain physical distancing requirements and reduce exposure to these key emergency program members. The Chilliwack Emergency Support Services team was activated in early September to assist people affected by a residential structure fire.

Community Activities

The coronavirus pandemic continues to restrict the ability of fire department members to participate in community events and fundraisers.

During this quarter, the Chilliwack Firefighters Charitable Society donated to the BC Professional Firefighters Burn Fund, and to The Optimist Club of Chilliwack.



**Cheque Presentation to BC Professional Firefighters Burn Fund
July 2020**