
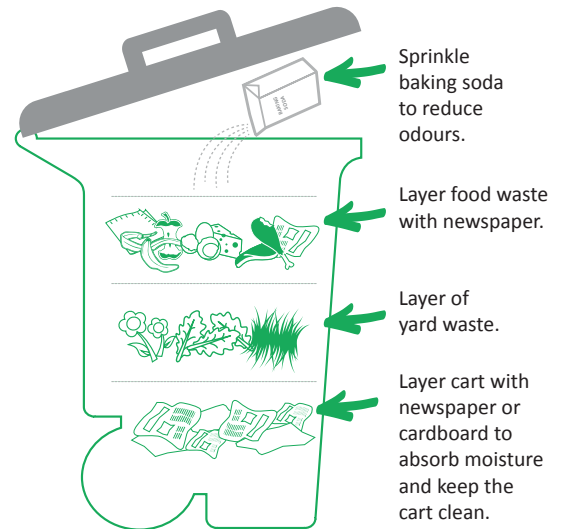


# GREEN CART TIPS

## SIZE & WEIGHT LIMITS



Not available as of Sept 2023



Please do not put sod, rocks, soil or dirt into the carts



Strain excess liquid and only place the solid pieces in the cart.



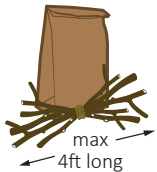
Biodegradable or compostable coffee pods, utensils, cups or any materials with BPI or compostable/biodegradable labeling are not accepted in Green Carts.



Ensure snow is cleared and that cart placement will not interfere with snow plows or other vehicles. Remove any snow and ice off the lids.



The contents of your Green Cart may freeze to the sides or bottom of the cart. Crews performing the collection will attempt to dump the entire contents of your Green Cart, but material may be stuck.



You may also put up to 10 bags (15kg/33lbs) or bundles of yard waste out for collection with your Green Cart at no extra cost.



Store your Green Cart in your garage or another shady spot during warm weather.



Don't force the contents of the cart down.



If grass clippings are sticking to your cart, consider putting them in a paper yard waste bag first and then roll up the bag, or lining your cart with newspaper.



Always have your cart out by 7 a.m.



Get to know your neighbours and offer your assistance.



You are responsible for taking care of your cart and keeping it clean from odours, dirt, pests, and insects.



### Please do not use plastic bags/liners.

- Use only paper or newspaper to line your cart.
- Plastic bags/liners, including those marked compostable/biodegradable, are not accepted in your cart because they do not breakdown.



CITY OF CHILLIWACK

Updated Sept 2023

Check out our **Chilliwack Curbside Collection App!**  
For more information visit [chilliwack.com/curbside](http://chilliwack.com/curbside)  
Email questions to [curbside@chilliwack.com](mailto:curbside@chilliwack.com) or call 604.793.2787