

CITY OF CHILLIWACK - MUN. DEV. BLDG PERMITS - MONTH-END REPORT -- NEIGHBOURHOODS						
	September 2021			2021 Year-to-Date		
	Permits	Units	Value	Permits	Units	Value
Cattermole	0	0	\$0	0	0	\$0
Chilliwack Mountain	0	0	\$0	14	10	\$2,452,390
Chilliwack Proper	18	7	\$5,008,240	156	243	\$68,330,864
Eastern Hillside	9	15	\$4,837,460	96	127	\$31,536,149
Fairfield	4	3	\$1,000,000	35	13	\$5,240,467
Greendale Proper	1	0	\$10,000	8	0	\$186,280
Greendale Rural	7	1	\$805,000	65	8	\$15,440,282
Little Mountain	0	0	\$0	30	28	\$7,110,000
Majuba Hill	3	1	\$794,760	6	2	\$1,269,760
Promontory	20	30	\$7,777,750	93	118	\$37,760,560
Rosedale Proper	1	0	\$0	4	0	\$102,460
Ryder Lake	3	1	\$550,000	19	11	\$4,824,287
Sardis	10	9	\$2,282,015	82	25	\$12,711,153
Valley North	4	0	\$530,000	99	36	\$25,545,814
Valley South	1	0	\$0	14	3	\$3,569,913
Vedder	4	0	\$41,200	87	112	\$50,818,932
Village West	1	0	\$0	15	0	\$3,847,344
Yarrow Proper	3	0	\$2,000	24	5	\$2,263,373
Yarrow Rural	1	0	\$975,000	21	4	\$3,530,060
TOTALS	90	67	\$24,613,425	868	745	\$276,540,088

BUILDING PERMITS - SEPTEMBER 2021

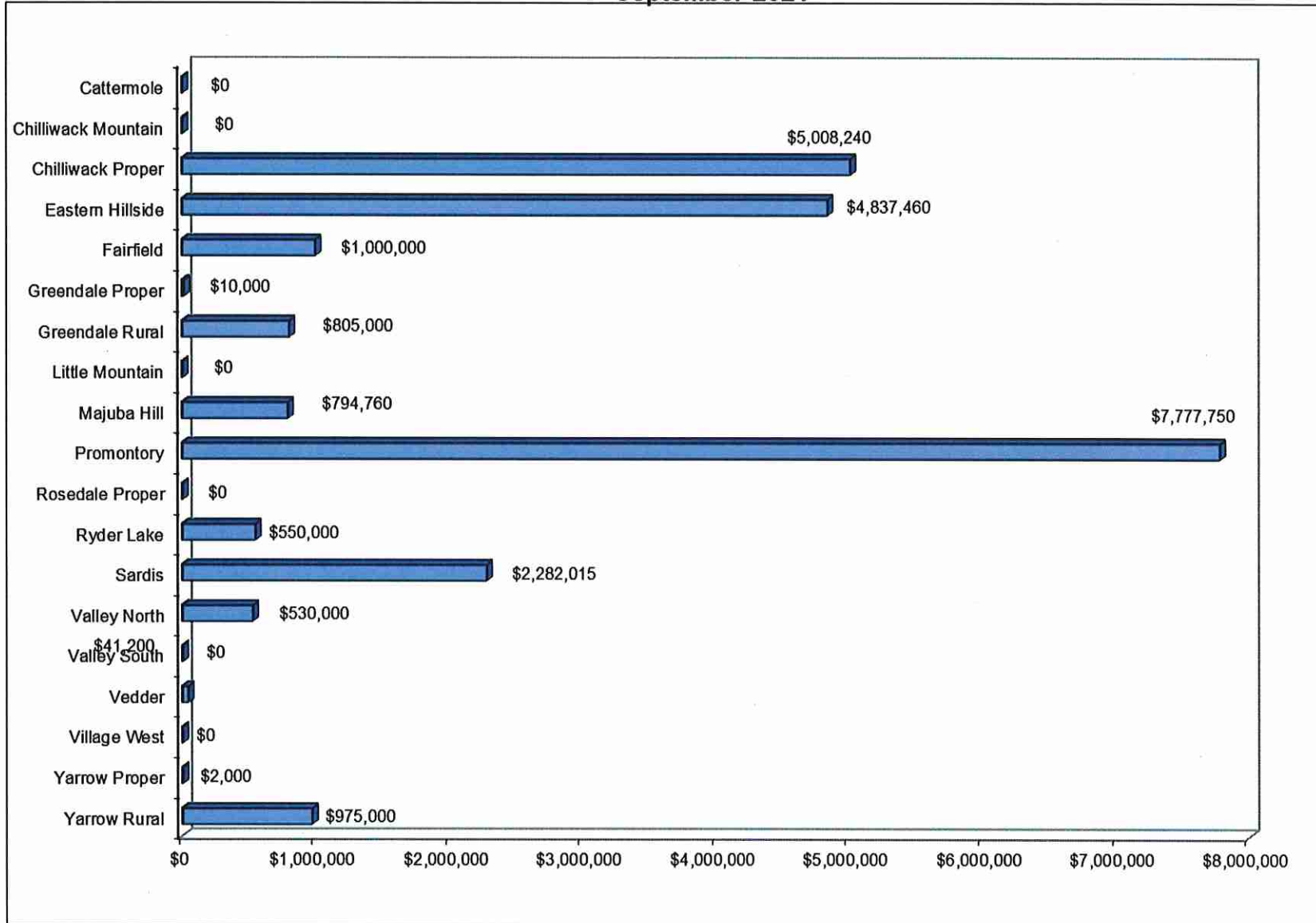
	SEPTEMBER 2021			2021 YEAR-TO-DATE			SEPTEMBER 2020			2020 YEAR TO-DATE		
	PERMITS	UNITS	VALUE	PERMITS	UNITS	VALUE	PERMITS	UNITS	VALUE	PERMITS	UNITS	VALUE
RESIDENTIAL												
New single family (fee simple)	20	32	10,249,515	181	252	78,650,878	11	12	4,075,926	109	133	38,782,863
New single family (strata)	15	22	6,325,000	83	114	31,133,344	3	4	736,778	41	54	11,599,301
First Nations Lease	0	0	0	0	0	0	0	0	0	0	0	0
New 2 family duplex (fee simple)	1	2	612,460	8	16	4,625,722	0	0	0	5	10	2,267,440
New 2 family duplex (strata)	0	0	0	0	0	0	0	0	0	0	0	0
New townhouses	0	0	0	13	57	11,775,000	1	8	790,764	9	41	7,220,764
New apartments	0	0	0	5	236	46,000,000	1	52	7,000,000	4	240	45,950,000
Mobile / manufactured homes	0	0	0	15	17	3,292,637	1	0	7,500	8	8	1,250,199
Secondary suites, TADs, etc.	3	3	167,750	26	26	1,561,612	2	2	100,000	15	15	552,000
Miscellaneous residential	14	8	1,634,760	208	27	17,625,762	14	1	1,528,900	167	15	17,229,020
TOTAL RESIDENTIAL	53	67	18,989,485	539	745	194,664,955	33	79	14,239,868	358	516	124,851,587
COMMERCIAL	PERMITS	M2	VALUE	PERMITS	M2	VALUE	PERMITS	M2	VALUE	PERMITS	M2	VALUE
New commercial buildings	2	1,086	3,000,000	8	5,322	11,981,771	1	1,725	3,200,000	6	6,318	17,050,000
Misc. commercial (additions, improvements, etc.)	7	0	996,350	45	0	10,756,174	3	0	2,480,000	49	45	12,706,063
Commercial Signs	3	0	9,590	46	0	571,202	8	0	99,351	43	0	771,353
TOTAL COMMERCIAL	12	1,086	4,005,940	99	5,322	23,309,147	12	1,725	5,779,351	98	6,363	30,527,416
INDUSTRIAL	PERMITS	M2	VALUE	PERMITS	M2	VALUE	PERMITS	M2	VALUE	PERMITS	M2	VALUE
New industrial buildings	0	0	0	5	10,181	11,710,000	0	0	0	2	17,089	15,300,000
Misc. industrial (additions, improvements, etc.)	0	0	0	8	195	773,000	3	431	288,000	8	6,043	5,669,980
TOTAL INDUSTRIAL	0	0	0	13	10,376	12,483,000	3	431	288,000	10	23,132	20,969,980
INSTITUTIONAL	PERMITS	M2	VALUE	PERMITS	M2	VALUE	PERMITS	M2	VALUE	PERMITS	M2	VALUE
New institutional buildings	0	0	0	1	354	200,000	0	0	0	2	9,228	32,045,000
Misc. institutional (additions, improvements, etc.)	1	0	8,000	7	4,918	25,769,600	0	0	0	5	2,369	10,173,000
TOTAL INSTITUTIONAL	1	0	8,000	8	5,272	25,969,600	0	0	0	7	11,597	42,218,000
AGRICULTURAL	PERMITS	M2	VALUE	PERMITS	M2	VALUE	PERMITS	M2	VALUE	PERMITS	M2	VALUE
New agricultural buildings	3	4,523	1,165,000	48	49,984	17,311,006	4	5,004	1,454,660	40	30,914	8,891,888
Misc. agricultural (additions, etc.)	4	752	445,000	16	20,236	2,802,380	1	143	50,000	16	6,495	4,584,265
TOTAL AGRICULTURAL	7	5,275	1,610,000	64	70,220	20,113,386	5	5,147	1,504,660	56	37,409	13,476,153
OTHER	PERMITS	Yr-to-date	2020 PRMT	2020 Yr-to-Date								
Demolition	11	85	4	55								
Service Permits	6	60	7	41								
					BUILDING INSPECTIONS							
					SEPTEMBER 2021							
					1,163							
					2021 YEAR-TO-DATE:							
					10,026							
					SEPTEMBER 2020							
					1,099							
					2020 YEAR-TO-DATE							
					8,697							
	SEPTEMBER 2021			2021 YEAR-TO-DATE			SEPTEMBER 2020			2020 YEAR TO-DATE		
MONTH-END TOTALS	PERMITS	UNITS	VALUE	PERMITS	UNITS	VALUE	PERMITS	UNITS	VALUE	PERMITS	UNITS	VALUE
	90	67	24,613,425	868	745	276,540,088	64	79	21,811,879	625	516	232,043,136

BUILDING PERMITS REPORT
SEPTEMBER 2021

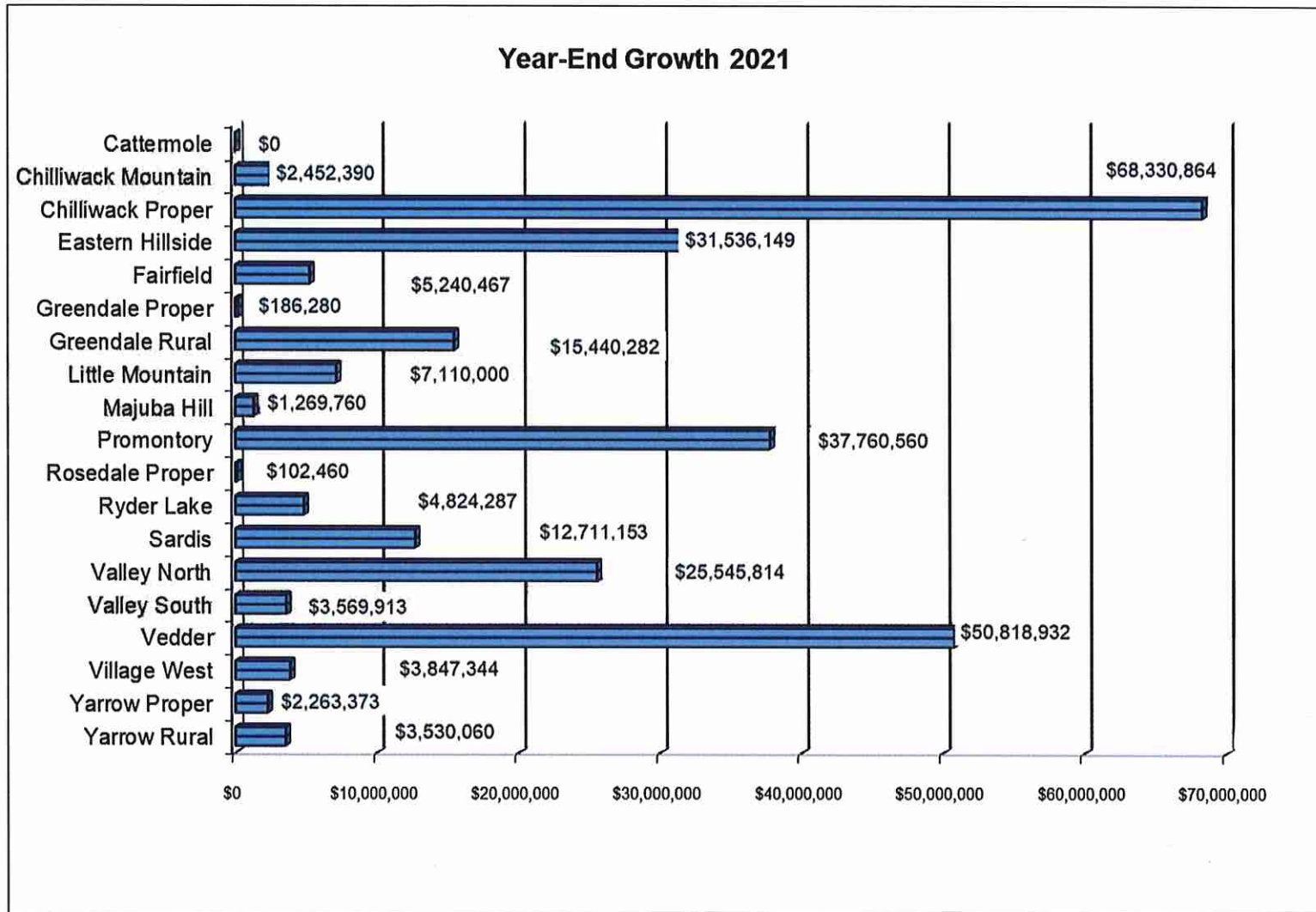
<u>PERMITS</u>	<u>TYPE</u>	<u>UNITS</u>	<u>VALUE</u>
35	Single Family Dwellings	54	\$16,574,515
0	First Nations Lease	0	\$0
1	New Two-Family Dwellings	2	\$612,460
0	New Multi-Family Dwellings	0	\$0
3	Mobile Homes, TADs, etc.	3	\$167,750
0	Townhouses	0	\$0
14	Miscellaneous Residential Permits	8	\$1,634,760
		<u>Area (M²)</u>	
2	New Commercial Permits	1,086	\$3,000,000
	Area 1 - 9298 Young Rd. New Commercial Bldg - \$1,500,000		
	Area 1 - 9298 Young Rd. New Commercial Bldg - \$1,500,000		
10	Miscellaneous Commercial Permits	0	\$1,005,940
	Area 1 - 8580 Young - TI Physi - \$150,000		
	Area 1 - 45816 Yale - Reno McDonal's - \$345,000		
	Area 1 - 8465 Harvard - TI Cowork Chwk - \$150,000		
0	New Industrial Permits	0	\$0
0	Misc. Industrial Permits	0	\$0
0	New Institutional Permits	0	\$0
1	Miscellaneous Institutional Permits	0	\$8,000
7	Agricultural Permits	5,275	\$1,610,000
	Area 2 - 4540 Simmons Rd - Duck Barn - \$975,000		
	Area 2 - 5070 Giesbrecht Rd - Argri Bldg - \$185,000		
11	Demolition Permits	N/A	
6	Service Permits	N/A	
	TOTAL PERMITS ISSUED	90	
	TOTAL NUMBER DWELLING UNITS	67	
	TOTAL AREA (M²) (NON-RESIDENTIAL)	6,361	
	TOTAL VALUE OF CONSTRUCTION	\$24,613,425	

City of Chilliwack – Month-End Building Permit Issuance Report September 2021

September 2021

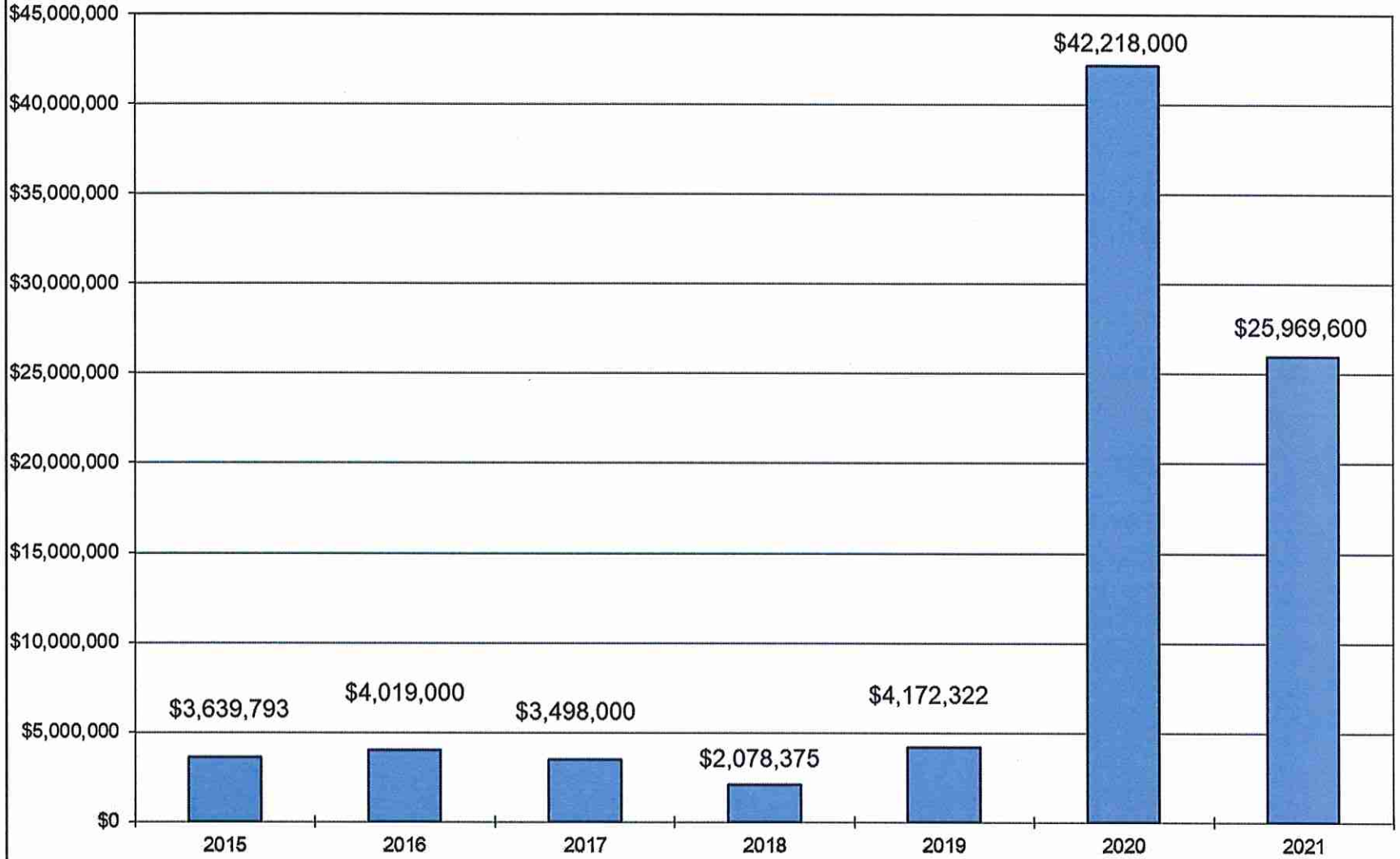


City of Chilliwack – Month-End Building Permit Issuance Report September 2021

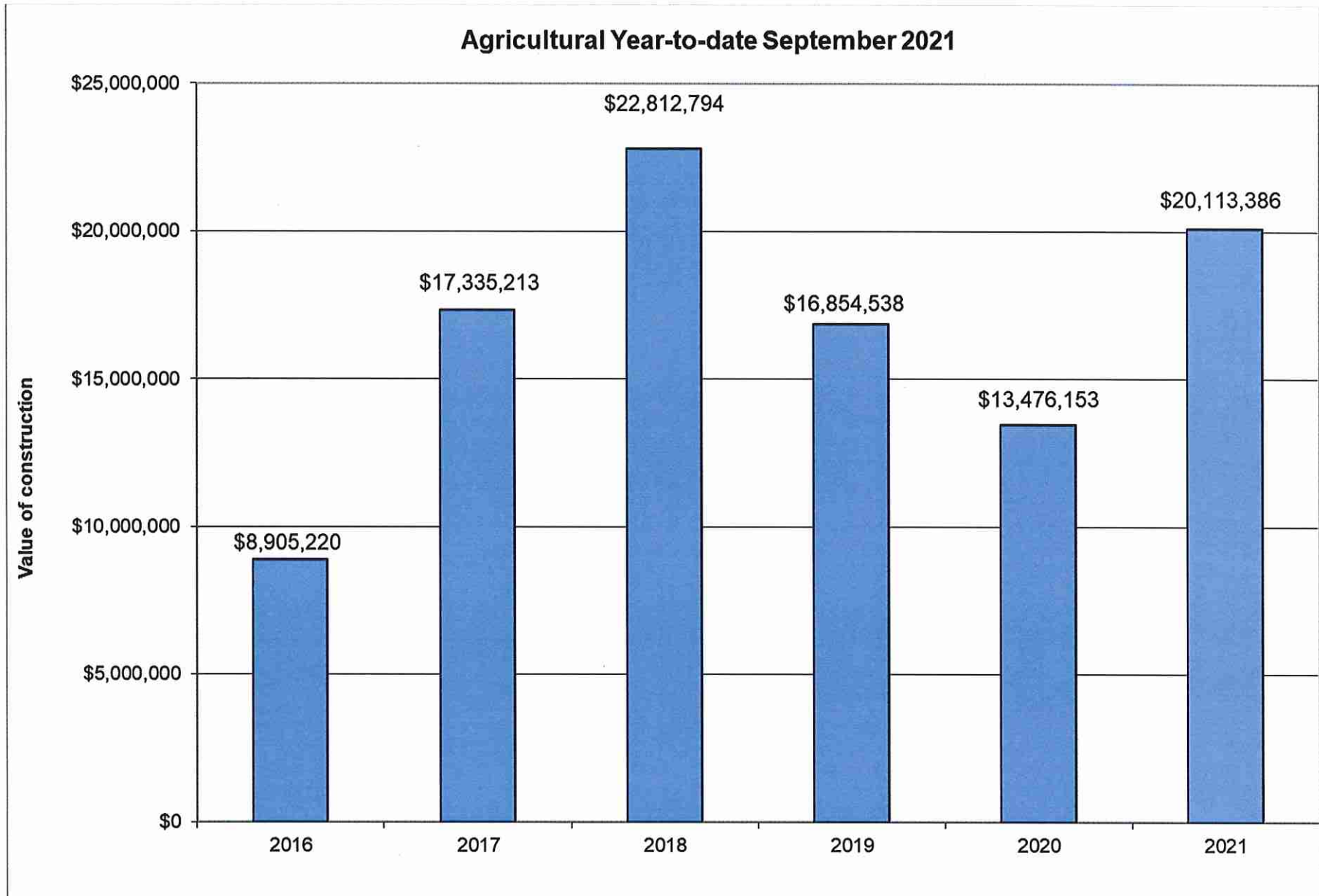


City of Chilliwack – Month-End Building Permit Issuance Report September 2021

Institutional Year-to-date - September 2021

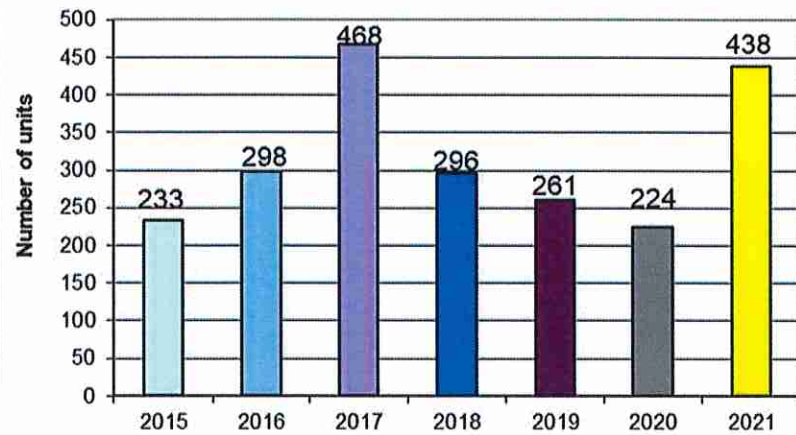


City of Chilliwack – Month-End Building Permit Issuance Report September 2021

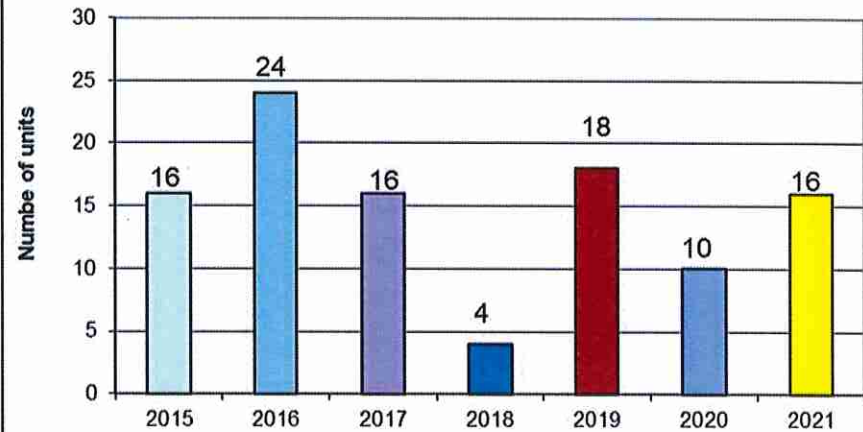


City of Chilliwack – Month-End Building Permit Issuance Report September 2021

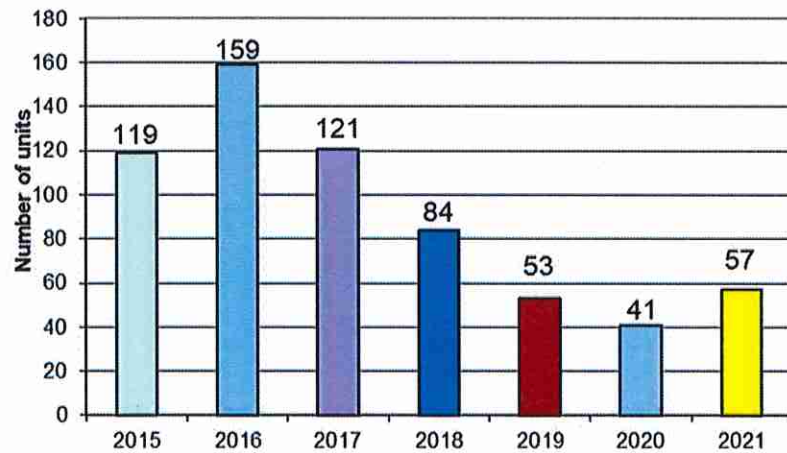
Single Family Year-to-date September 2021



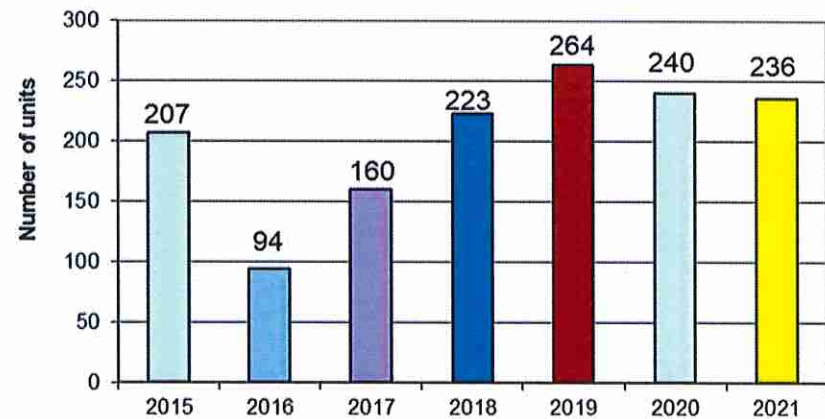
2-Family Dwellings Year-to-date September 2021



Townhouses Year-to-date September 2021

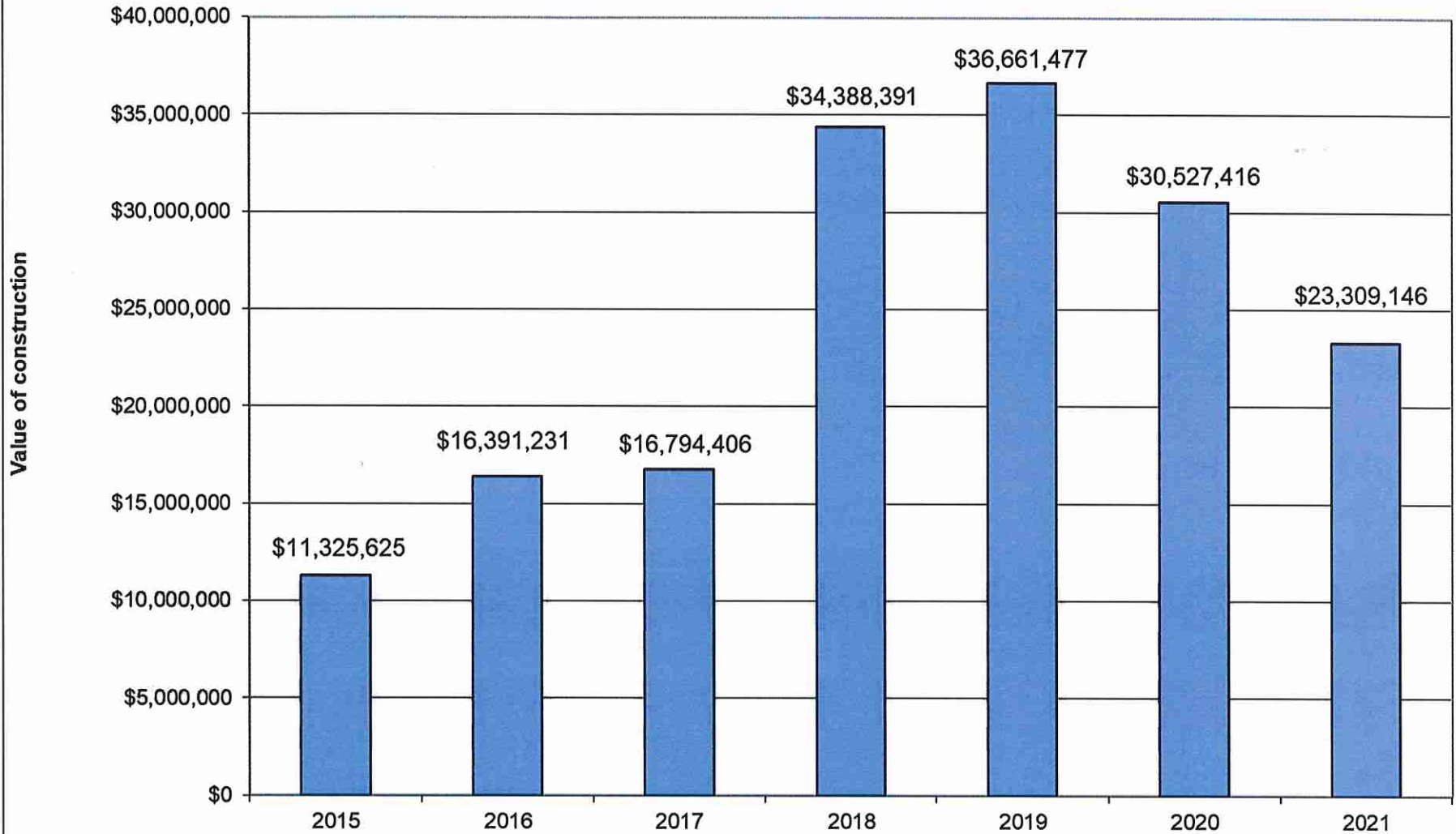


Multi-Family Apts Year-to-date September 2021



City of Chilliwack – Month-End Building Permit Issuance Report September 2021

Commercial Year-to-date September 2021



City of Chilliwack – Month-End Building Permit Issuance Report September 2021

