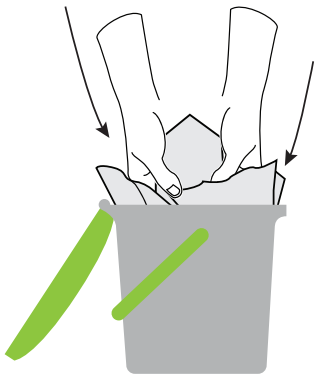


CREATING A COMPOSTABLES LINER FOR YOUR KITCHEN CATCHER IS EASY!

Easiest OPTION 1



- 1 Take some paper.
(eg. newspaper)

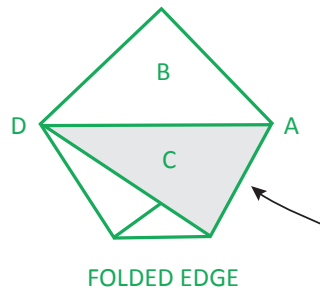


- 2 Shove it in the kitchen catcher.

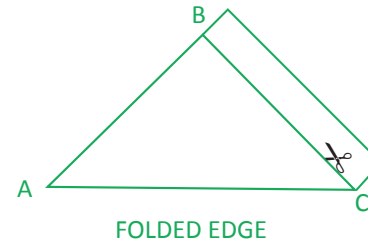
OPTION 2



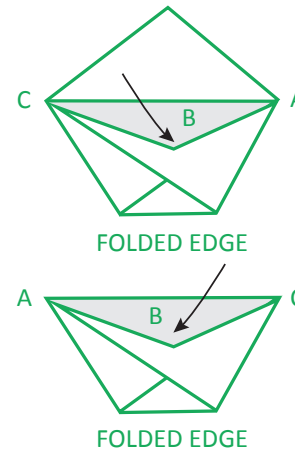
- 1 Use 4 sheets of large format newspaper.



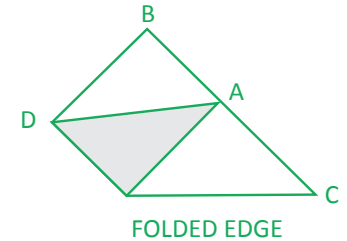
- 4 Take corner C and fold to D.



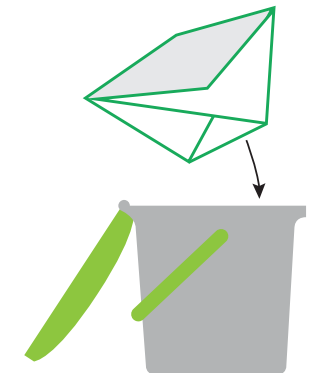
- 2 Fold newspaper sheets into a triangle. You may have to trim off extra paper.



- 5 Fold down half the paper at point B. Flip over and repeat.



- 3 Take corner A and fold in between B and C.



- 6 Open paper basket and slide it into the kitchen catcher.